



كلية الآداب والعلوم  
College of Arts and Sciences  
QATAR UNIVERSITY جامعة قطر

# College of Arts and Sciences Facts and Figures as at 2016



Prepared by:  
College of Arts and Sciences



**Table of Contents**

---

Undergraduate Majors and Minors ..... 2  
Graduate Programs..... 3  
Accredited Programs..... 4  
Student Profile..... 5  
Student Success ..... 17  
Faculty Profile ..... 32

## Undergraduate Majors and Minors

Department	Major (Total = 15)		Minor (Total = 15)	
Arabic Language	<ul style="list-style-type: none"> <li>Bachelor of Arts in Arabic Language</li> </ul>	1	<ul style="list-style-type: none"> <li>Arabic</li> </ul>	1
Biological & Environmental Sciences	<ul style="list-style-type: none"> <li>Bachelor of Science in Biological Sciences</li> <li>Bachelor of Science in Environmental Science</li> </ul>	2	<ul style="list-style-type: none"> <li>Biological Sciences</li> </ul>	1
Chemistry & Earth Sciences	<ul style="list-style-type: none"> <li>Bachelor of Science in Chemistry</li> </ul>	1	<ul style="list-style-type: none"> <li>Chemistry</li> <li>Geology</li> </ul>	2
English Literature and Linguistics	<ul style="list-style-type: none"> <li>Bachelor of Arts in English Literature And Linguistics</li> </ul>	1	<ul style="list-style-type: none"> <li>English</li> <li>Translation</li> <li>French</li> </ul>	3
Humanities	<ul style="list-style-type: none"> <li>Bachelor of Arts in History</li> </ul>	1	<ul style="list-style-type: none"> <li>History</li> <li>Philosophy</li> </ul>	2
International Affairs	<ul style="list-style-type: none"> <li>Bachelor of Arts in International Affairs</li> <li>Bachelor of Arts in Policy, Planning and Development</li> </ul>	2	<ul style="list-style-type: none"> <li>International Affairs</li> <li>Policy, Planning and Development</li> </ul>	2
Mass Communication	<ul style="list-style-type: none"> <li>Bachelor of Arts in Mass Communication</li> </ul>	1	<ul style="list-style-type: none"> <li>Mass Communication</li> </ul>	1
Mathematics, Statistics & Physics	<ul style="list-style-type: none"> <li>Bachelor of Science in Statistics</li> <li>Bachelor of Science in Mathematics</li> </ul>	2	<ul style="list-style-type: none"> <li>Statistics</li> </ul>	1
Social Sciences	<ul style="list-style-type: none"> <li>Bachelor of Arts in Sociology</li> <li>Bachelor of Arts in Social Work</li> <li>Bachelor of Arts in Psychology</li> </ul>	3	<ul style="list-style-type: none"> <li>Psychology</li> <li>Sociology</li> </ul>	2
Sport Science	<ul style="list-style-type: none"> <li>Bachelor of Science in Sport Science</li> </ul>	1		

## Graduate Programs

---

Department	Graduate Program	
	Master (Total = 5)	Ph.D. (Total = 2)
Arabic Language	<ul style="list-style-type: none"><li>• Master of Art in Arabic Language &amp; Literature</li></ul>	
Biological & Environmental Sciences	<ul style="list-style-type: none"><li>• Master of Science in Environmental Science</li></ul>	<ul style="list-style-type: none"><li>▪ PhD in Biological and Environmental Sciences</li></ul>
Gulf Studies	<ul style="list-style-type: none"><li>• Master of Art in Gulf Studies</li></ul>	<ul style="list-style-type: none"><li>▪ PhD in Gulf Studies</li></ul>
Materials Science and Technology	<ul style="list-style-type: none"><li>• Master of Science in Materials Science and Technology</li></ul>	
Mathematics Physics & Statistics	<ul style="list-style-type: none"><li>• Master of Science in Applied Statistics</li></ul>	

## Accredited Programs

International Accreditation Association or Agency	Academic Program	Date for Achieving Accreditation	Status
(CSC) Canadian Society for Chemistry	Chemistry (Bachelor)	Spring 2009	Re-accredited
(RSS) Royal Statistical Society	Statistics (Bachelor)	Spring 2011	Accredited
(CHES) Accreditation of Environmental Sciences programs by both the Committee of Heads of Environmental Sciences(CHES) and the Institute of Environmental Sciences (IES) UK	Environmental Sciences (Bachelor)	June 2012	Accredited
	Environmental Sciences (Masters)	June 2012	Accredited
(ACEJMC) Accrediting Council on Education in Journalism and Mass Communication	Mass Communication (Bachelor)	Spring 2013	Accredited

## Student Profile

Registered Students by Level, Department, Major, Nationality and Gender					Fall 2012	Fall 2013	Fall 2014	Fall 2015	Fall 2016	
<b>Summary</b>					<b>4,947</b>	<b>5,809</b>	<b>5,967</b>	<b>6,061</b>	<b>5,755</b>	
Foundation	<b>Summary</b>				<b>659</b>	<b>1,028</b>	<b>604</b>	<b>539</b>	<b>193</b>	
	Foundation Program Unit	<b>Summary</b>			<b>659</b>	<b>1,028</b>	<b>604</b>	<b>539</b>	<b>193</b>	
		Foundation Science	Sport	<b>Summary</b>				<b>1</b>		
				Qatari	<b>Summary</b>				<b>1</b>	
					Female			1		
		Foundation-Science	<b>Summary</b>				<b>2</b>			
			Qatari	<b>Summary</b>				<b>2</b>		
					Female			2		
		Science Foundation	<b>Summary</b>			<b>577</b>	<b>991</b>	<b>599</b>	<b>539</b>	<b>193</b>
			Qatari	<b>Summary</b>		<b>239</b>	<b>391</b>	<b>403</b>	<b>452</b>	<b>112</b>
					Male	39	57	54	56	9
					Female	200	334	349	396	103
			Non-Qatari	<b>Summary</b>		<b>338</b>	<b>600</b>	<b>196</b>	<b>87</b>	<b>81</b>
					Male	93	194	65	32	44
				Female	245	406	131	55	37	
		Sport Science Foundation	<b>Summary</b>			<b>82</b>	<b>37</b>	<b>2</b>		
			Qatari	<b>Summary</b>		<b>28</b>	<b>18</b>	<b>2</b>		
	Male			5	2					
	Female			23	16	2				
Non-Qatari	<b>Summary</b>		<b>54</b>	<b>19</b>						
			Male	27	13					
		Female	27	6						
Undergraduate	<b>Summary</b>				<b>4,190</b>	<b>4,627</b>	<b>5,194</b>	<b>5,304</b>	<b>5,333</b>	
	Arabic	<b>Summary</b>			<b>238</b>	<b>161</b>	<b>152</b>	<b>127</b>	<b>121</b>	
		Arabic Language	<b>Summary</b>		<b>238</b>	<b>161</b>	<b>152</b>	<b>127</b>	<b>121</b>	
			Qatari	<b>Summary</b>		<b>160</b>	<b>108</b>	<b>104</b>	<b>80</b>	<b>81</b>
					Female	160	108	104	80	81
			Non-Qatari	<b>Summary</b>		<b>78</b>	<b>53</b>	<b>48</b>	<b>47</b>	<b>40</b>
					Female	78	53	48	47	40
	Biological & Environmental Sci	<b>Summary</b>			<b>132</b>	<b>160</b>	<b>226</b>	<b>278</b>	<b>266</b>	
		Biology	<b>Summary</b>		<b>50</b>	<b>64</b>	<b>92</b>	<b>109</b>	<b>113</b>	
			Qatari	<b>Summary</b>		<b>10</b>	<b>13</b>	<b>19</b>	<b>17</b>	<b>18</b>
					Female	10	13	19	17	18
			Non-Qatari	<b>Summary</b>		<b>40</b>	<b>51</b>	<b>73</b>	<b>92</b>	<b>95</b>
					Female	40	51	73	92	95
			Environmental Sciences	<b>Summary</b>		<b>82</b>	<b>96</b>	<b>134</b>	<b>169</b>	<b>153</b>
		Qatari		<b>Summary</b>		<b>26</b>	<b>28</b>	<b>29</b>	<b>27</b>	<b>22</b>
					Male	4	7	6	5	4
					Female	22	21	23	22	18
		Non-Qatari		<b>Summary</b>		<b>56</b>	<b>68</b>	<b>105</b>	<b>142</b>	<b>131</b>
					Male	26	30	44	53	39
					Female	30	38	61	89	92
Chemistry and Earth Sciences		<b>Summary</b>			<b>78</b>	<b>81</b>	<b>131</b>	<b>158</b>	<b>162</b>	
	Chemistry	<b>Summary</b>		<b>78</b>	<b>81</b>	<b>131</b>	<b>158</b>	<b>162</b>		
		Qatari	<b>Summary</b>		<b>13</b>	<b>12</b>	<b>14</b>	<b>16</b>	<b>19</b>	

Registered Students by Level, Department, Major, Nationality and Gender					Fall 2012	Fall 2013	Fall 2014	Fall 2015	Fall 2016
				Male	1	3	2	1	1
				Female	12	9	12	15	18
			Non-Qatari	<b>Summary</b>	<b>65</b>	<b>69</b>	<b>117</b>	<b>142</b>	<b>143</b>
				Male	12	12	23	31	34
				Female	53	57	94	111	109
	English Lit & Linguistics	<b>Summary</b>			<b>197</b>	<b>208</b>	<b>218</b>	<b>226</b>	<b>244</b>
		English Language	<b>Summary</b>		<b>128</b>	<b>20</b>	<b>8</b>	<b>2</b>	
			Qatari	<b>Summary</b>	<b>71</b>	<b>11</b>	<b>7</b>	<b>1</b>	
				Female	71	11	7	1	
			Non-Qatari	<b>Summary</b>	<b>57</b>	<b>9</b>	<b>1</b>	<b>1</b>	
				Female	57	9	1	1	
		English Literature&Linguistics	<b>Summary</b>		<b>69</b>	<b>188</b>	<b>210</b>	<b>224</b>	<b>244</b>
			Qatari	<b>Summary</b>	<b>38</b>	<b>89</b>	<b>108</b>	<b>118</b>	<b>139</b>
				Female	38	89	108	118	139
			Non-Qatari	<b>Summary</b>	<b>31</b>	<b>99</b>	<b>102</b>	<b>106</b>	<b>105</b>
				Female	31	99	102	106	105
	General Arts and Sciences	<b>Summary</b>			<b>2,314</b>	<b>2,324</b>	<b>2,008</b>	<b>1,626</b>	<b>1,896</b>
		General Arts	<b>Summary</b>		<b>2,097</b>	<b>1,819</b>	<b>1,484</b>	<b>1,153</b>	<b>1,463</b>
			Qatari	<b>Summary</b>	<b>1,521</b>	<b>1,339</b>	<b>1,143</b>	<b>920</b>	<b>1,260</b>
				Male	258	230	180	142	167
				Female	1,263	1,109	963	778	1,093
			Non-Qatari	<b>Summary</b>	<b>576</b>	<b>480</b>	<b>341</b>	<b>233</b>	<b>203</b>
				Male	115	115	67	42	68
				Female	461	365	274	191	135
		General Science	<b>Summary</b>		<b>217</b>	<b>505</b>	<b>524</b>	<b>473</b>	<b>433</b>
			Qatari	<b>Summary</b>	<b>40</b>	<b>127</b>	<b>136</b>	<b>190</b>	<b>216</b>
				Male	7	18	13	21	15
				Female	33	109	123	169	201
			Non-Qatari	<b>Summary</b>	<b>177</b>	<b>378</b>	<b>388</b>	<b>283</b>	<b>217</b>
				Male	36	81	67	63	58
				Female	141	297	321	220	159
	Health Sciences	<b>Summary</b>			<b>155</b>	<b>175</b>	<b>240</b>	<b>309</b>	<b>3</b>
		Biomedical Sciences	<b>Summary</b>		<b>52</b>	<b>58</b>	<b>94</b>	<b>117</b>	
			Qatari	<b>Summary</b>	<b>10</b>	<b>3</b>	<b>9</b>	<b>12</b>	
				Female	10	3	9	12	
			Non-Qatari	<b>Summary</b>	<b>42</b>	<b>55</b>	<b>85</b>	<b>105</b>	
				Female	42	55	85	105	
		Human Nutrition	<b>Summary</b>		<b>80</b>	<b>84</b>	<b>96</b>	<b>108</b>	<b>3</b>
			Qatari	<b>Summary</b>	<b>24</b>	<b>22</b>	<b>21</b>	<b>21</b>	<b>1</b>
				Female	24	22	21	21	1
			Non-Qatari	<b>Summary</b>	<b>56</b>	<b>62</b>	<b>75</b>	<b>87</b>	<b>2</b>
				Female	56	62	75	87	2
		Pre-Biomedical	<b>Summary</b>		<b>23</b>	<b>21</b>	<b>2</b>		
			Qatari	<b>Summary</b>	<b>3</b>	<b>8</b>	<b>1</b>		
				Female	3	8	1		
			Non-Qatari	<b>Summary</b>	<b>20</b>	<b>13</b>	<b>1</b>		
				Female	20	13	1		
		Public Health	<b>Summary</b>			<b>12</b>	<b>48</b>	<b>84</b>	
			Qatari	<b>Summary</b>		<b>2</b>	<b>6</b>	<b>13</b>	

Registered Students by Level, Department, Major, Nationality and Gender					Fall 2012	Fall 2013	Fall 2014	Fall 2015	Fall 2016
				Female		2	6	13	
			Non-Qatari	Summary		10	42	71	
				Female		10	42	71	
	Humanities	Summary			180	155	226	223	183
		Geography-Urban Planning	Summary		21	5	3		
			Qatari	Summary	15	5	3		
				Male	1		1		
				Female	14	5	2		
			Non-Qatari	Summary	6				
				Male	1				
				Female	5				
		History	Summary		159	150	223	223	183
			Qatari	Summary	120	122	190	188	157
				Male	7	7	9	12	13
				Female	113	115	181	176	144
			Non-Qatari	Summary	39	28	33	35	26
				Male	5	4	4	3	2
				Female	34	24	29	32	24
	International Affairs	Summary			231	300	498	640	751
		International Affairs	Summary		231	260	342	379	379
			Qatari	Summary	159	182	265	297	312
				Male	17	39	70	87	84
				Female	142	143	195	210	228
			Non-Qatari	Summary	72	78	77	82	67
				Male	24	24	24	24	19
				Female	48	54	53	58	48
		Policy, Planning, and Dev	Summary			40	156	261	372
			Qatari	Summary		25	104	170	256
				Male		4	15	24	38
				Female		21	89	146	218
			Non-Qatari	Summary		15	52	91	116
				Male		5	20	40	44
				Female		10	32	51	72
	Mass Comm and Info Science	Summary			312	353	506	577	577
		Mass Communication	Summary		312	353	506	577	577
			Qatari	Summary	148	155	223	284	310
				Male	14	20	51	69	81
				Female	134	135	172	215	229
			Non-Qatari	Summary	164	198	283	293	267
				Male	50	67	112	119	107
				Female	114	131	171	174	160
	Maths, Stats and Physics	Summary			76	80	98	116	108
		Statistics	Summary		76	80	98	116	108
			Qatari	Summary	41	34	38	35	33
				Male	1	1	2	1	3
				Female	40	33	36	34	30
			Non-Qatari	Summary	35	46	60	81	75
				Male	1	2	12	17	18
				Female	34	44	48	64	57

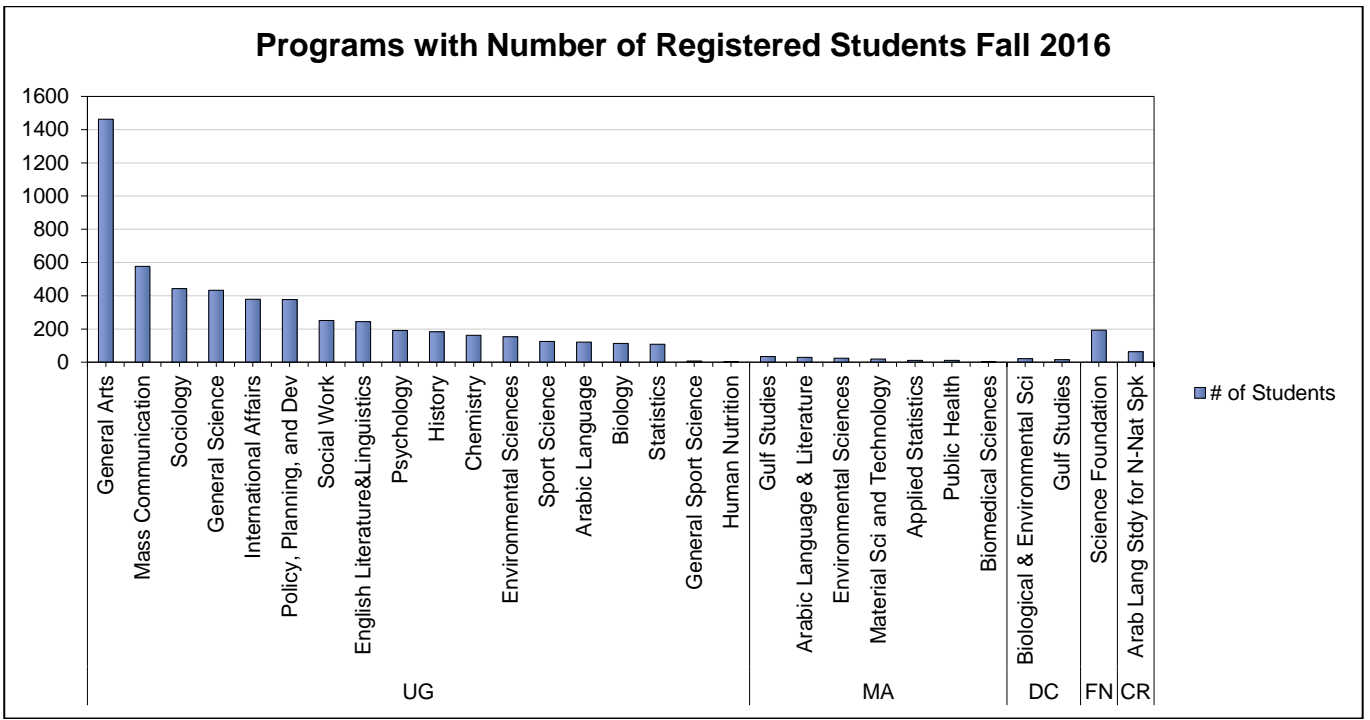


Registered Students by Level, Department, Major, Nationality and Gender				Fall 2012	Fall 2013	Fall 2014	Fall 2015	Fall 2016		
Social Sciences	<b>Summary</b>			<b>233</b>	<b>528</b>	<b>773</b>	<b>907</b>	<b>882</b>		
	Psychology	<b>Summary</b>				<b>30</b>	<b>95</b>	<b>154</b>	<b>190</b>	
		Qatari	<b>Summary</b>				<b>12</b>	<b>50</b>	<b>86</b>	<b>112</b>
			Female			12	50	86	112	
		Non-Qatari	<b>Summary</b>				<b>18</b>	<b>45</b>	<b>68</b>	<b>78</b>
			Female			18	45	68	78	
		Social Work	<b>Summary</b>			<b>133</b>	<b>204</b>	<b>257</b>	<b>298</b>	<b>249</b>
	Qatari		<b>Summary</b>			<b>105</b>	<b>160</b>	<b>201</b>	<b>238</b>	<b>212</b>
			Male					4	3	4
			Female			105	160	197	235	208
	Non-Qatari		<b>Summary</b>			<b>28</b>	<b>44</b>	<b>56</b>	<b>60</b>	<b>37</b>
			Male					1	2	2
		Female			28	44	55	58	35	
	Sociology	<b>Summary</b>			<b>100</b>	<b>294</b>	<b>421</b>	<b>455</b>	<b>443</b>	
		Qatari	<b>Summary</b>			<b>74</b>	<b>216</b>	<b>322</b>	<b>344</b>	<b>359</b>
			Female			74	216	322	344	359
		Non-Qatari	<b>Summary</b>			<b>26</b>	<b>78</b>	<b>99</b>	<b>111</b>	<b>84</b>
	Female				26	78	99	111	84	
	Social Work	<b>Summary</b>							<b>2</b>	
		Social Work	<b>Summary</b>							<b>2</b>
Qatari			<b>Summary</b>						<b>2</b>	
								2		
Sport Science	<b>Summary</b>			<b>16</b>	<b>54</b>	<b>33</b>	<b>8</b>	<b>7</b>		
	General Sport Science	<b>Summary</b>			<b>16</b>	<b>54</b>	<b>33</b>	<b>8</b>	<b>7</b>	
		Qatari	<b>Summary</b>			<b>4</b>	<b>16</b>	<b>9</b>	<b>2</b>	<b>1</b>
			Male			3	5	2		
			Female			1	11	7	2	1
		Non-Qatari	<b>Summary</b>			<b>12</b>	<b>38</b>	<b>24</b>	<b>6</b>	<b>6</b>
			Male			3	18	10	3	3
Female				9	20	14	3	3		
Undeclared	<b>Summary</b>			<b>28</b>	<b>48</b>	<b>85</b>	<b>109</b>	<b>124</b>		
	Sport Science	<b>Summary</b>			<b>28</b>	<b>48</b>	<b>85</b>	<b>109</b>	<b>124</b>	
		Qatari	<b>Summary</b>			<b>14</b>	<b>23</b>	<b>31</b>	<b>32</b>	<b>36</b>
			Male			2	3	7	5	6
			Female			12	20	24	27	30
		Non-Qatari	<b>Summary</b>			<b>14</b>	<b>25</b>	<b>54</b>	<b>77</b>	<b>88</b>
			Male			7	10	30	33	38
			Female			7	15	24	44	50
								<b>7</b>		
Policy, Planning, and Dev	<b>Summary</b>							<b>5</b>		
	Qatari	<b>Summary</b>							<b>3</b>	
		Female							3	
	Non-Qatari	<b>Summary</b>							<b>2</b>	
		Female							2	
	Psychology	<b>Summary</b>							<b>1</b>	
Qatari		<b>Summary</b>							<b>1</b>	
		Female							1	
Sport Science	<b>Summary</b>							<b>1</b>		
		<b>Summary</b>							<b>1</b>	

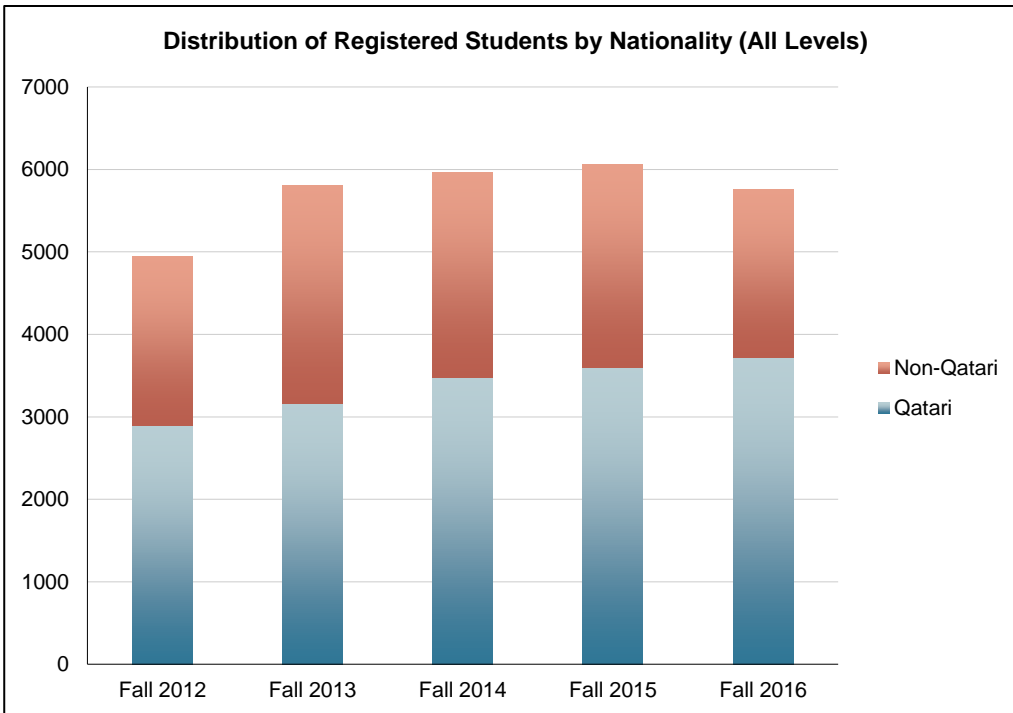
Registered Students by Level, Department, Major, Nationality and Gender					Fall 2012	Fall 2013	Fall 2014	Fall 2015	Fall 2016		
			Non-Qatari	Male					1		
Masters	<b>Summary</b>				<b>49</b>	<b>94</b>	<b>113</b>	<b>141</b>	<b>130</b>		
	Arabic	<b>Summary</b>				<b>13</b>	<b>25</b>	<b>24</b>	<b>22</b>	<b>29</b>	
		Arabic Language & Literature	Qatari	<b>Summary</b>		<b>13</b>	<b>25</b>	<b>24</b>	<b>22</b>	<b>29</b>	
				<b>Summary</b>		<b>8</b>	<b>12</b>	<b>13</b>	<b>12</b>	<b>18</b>	
				Male						1	
		Female		8	12	13	12	17			
		Non-Qatari	<b>Summary</b>		<b>5</b>	<b>13</b>	<b>11</b>	<b>10</b>	<b>11</b>		
			Male		1	1		1	4		
	Female		4	12	11	9	7				
	Biological & Environmental Sci	<b>Summary</b>				<b>17</b>	<b>17</b>	<b>14</b>	<b>17</b>	<b>24</b>	
		Environmental Sciences	Qatari	<b>Summary</b>		<b>17</b>	<b>17</b>	<b>14</b>	<b>17</b>	<b>24</b>	
				<b>Summary</b>		<b>11</b>	<b>9</b>	<b>4</b>	<b>5</b>	<b>7</b>	
				Male						2	
		Female		11	9	4	5	5			
		Non-Qatari	<b>Summary</b>		<b>6</b>	<b>8</b>	<b>10</b>	<b>12</b>	<b>17</b>		
			Male		1	2	4	7	8		
	Female		5	6	6	5	9				
	Graduate Studies	<b>Summary</b>				<b>6</b>	<b>34</b>	<b>52</b>	<b>58</b>	<b>52</b>	
		Gulf Studies	<b>Summary</b>				<b>6</b>	<b>26</b>	<b>34</b>	<b>38</b>	<b>34</b>
			Qatari	<b>Summary</b>		<b>3</b>	<b>6</b>	<b>10</b>	<b>14</b>	<b>14</b>	
				Male			2	1	2	2	
				Female		3	4	9	12	12	
			Non-Qatari	<b>Summary</b>		<b>3</b>	<b>20</b>	<b>24</b>	<b>24</b>	<b>20</b>	
				Male		2	5	10	6	4	
		Female		1	15	14	18	16			
		Material Sci and Technology	<b>Summary</b>					<b>8</b>	<b>18</b>	<b>20</b>	<b>18</b>
			Qatari	<b>Summary</b>			<b>1</b>	<b>4</b>	<b>4</b>	<b>2</b>	
Male					1	1					
Female						3	4	2			
Non-Qatari			<b>Summary</b>			<b>7</b>	<b>14</b>	<b>16</b>	<b>16</b>		
	Male			4	9	9	7				
	Female			3	5	7	9				
Gulf Studies	<b>Summary</b>				<b>5</b>	<b>2</b>	<b>1</b>				
	Gulf Studies	<b>Summary</b>				<b>5</b>	<b>2</b>	<b>1</b>			
		Qatari	<b>Summary</b>		<b>3</b>	<b>2</b>	<b>1</b>				
			Female		3	2	1				
	Non-Qatari	<b>Summary</b>		<b>2</b>							
		Male		1							
Female		1									
Health Sciences	<b>Summary</b>				<b>8</b>	<b>16</b>	<b>22</b>	<b>38</b>	<b>13</b>		
	Biomedical Laboratory Sciences	<b>Summary</b>				<b>8</b>	<b>16</b>	<b>22</b>	<b>19</b>		
		Qatari	<b>Summary</b>		<b>3</b>	<b>4</b>	<b>3</b>	<b>3</b>			
			Female		3	4	3	3			
		Non-Qatari	<b>Summary</b>		<b>5</b>	<b>12</b>	<b>19</b>	<b>16</b>			
	Female		5	12	19	16					
	Biomedical Sciences	<b>Summary</b>								<b>2</b>	
<b>Summary</b>								<b>2</b>			

Registered Students by Level, Department, Major, Nationality and Gender					Fall 2012	Fall 2013	Fall 2014	Fall 2015	Fall 2016		
			Non-Qatari	Female					2		
		Public Health	Summary					19	11		
			Qatari	Summary					5	3	
				Female					5	3	
			Non-Qatari	Summary					14	8	
				Male					6	4	
		Female					8	4			
	Material Science and Tech	Summary							1		
		Material Sci and Technology	Summary							1	
			Qatari	Summary							1
		Male							1		
	Maths, Stats and Physics	Summary						6	11		
		Applied Statistics	Summary						6	11	
			Qatari	Summary						2	3
		Female						2	3		
		Non-Qatari	Summary						4	8	
			Male						2	1	
	Female						2	7			
PhD	Summary					6	10	21	36		
	Graduate Studies	Summary				6	10	13	21		
		Biological & Environmental Sci	Summary				6	10	13	21	
			Qatari	Summary				4	3	3	4
				Male				2	1	1	1
		Female				2	2	2	3		
		Non-Qatari	Summary				2	7	10	17	
	Male					1	1	4			
	Female				2	6	9	13			
	Gulf Studies	Summary						8	15		
		Gulf Studies	Summary						8	15	
			Qatari	Summary						4	7
		Female						4	7		
Non-Qatari		Summary						4	8		
		Male						2	3		
	Female						2	5			
Certificate	Summary				49	54	46	56	63		
	Arabic for Non Speakers	Summary			49	54	46	56	63		
		Arab Lang Stdy for N-Nat Spk	Summary			49	54	46	56	63	
			Non-Qatari	Summary			49	54	46	56	63
				Male			25	27	25	28	29
Female			24	27	21	28	34				

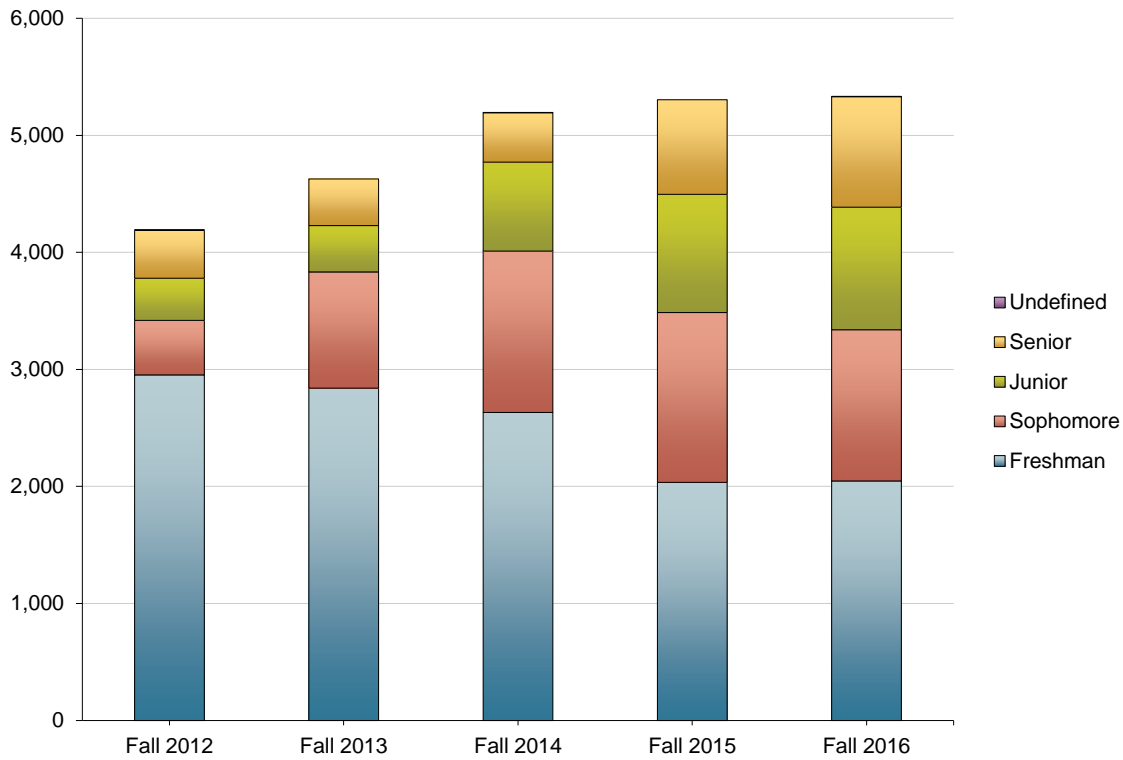
**Programs with Number of Registered Students Fall 2016**



**Distribution of Registered Students by Nationality (All Levels)**

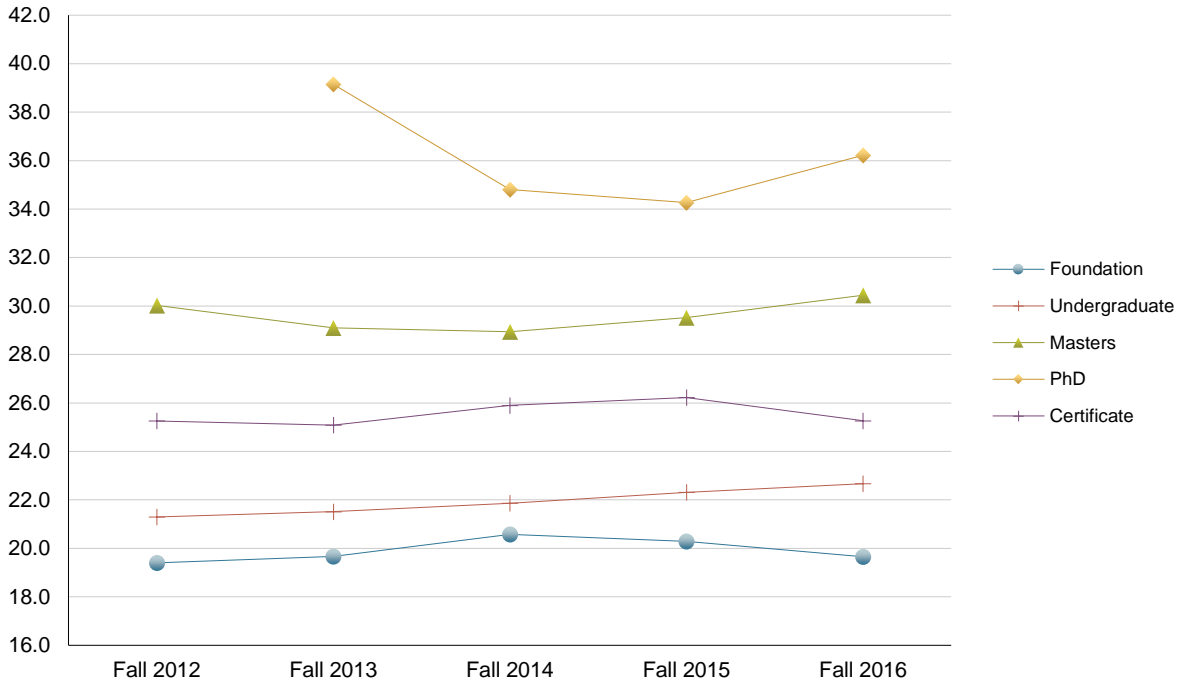


**Distribution of Undergraduate Registered Students by Classification**

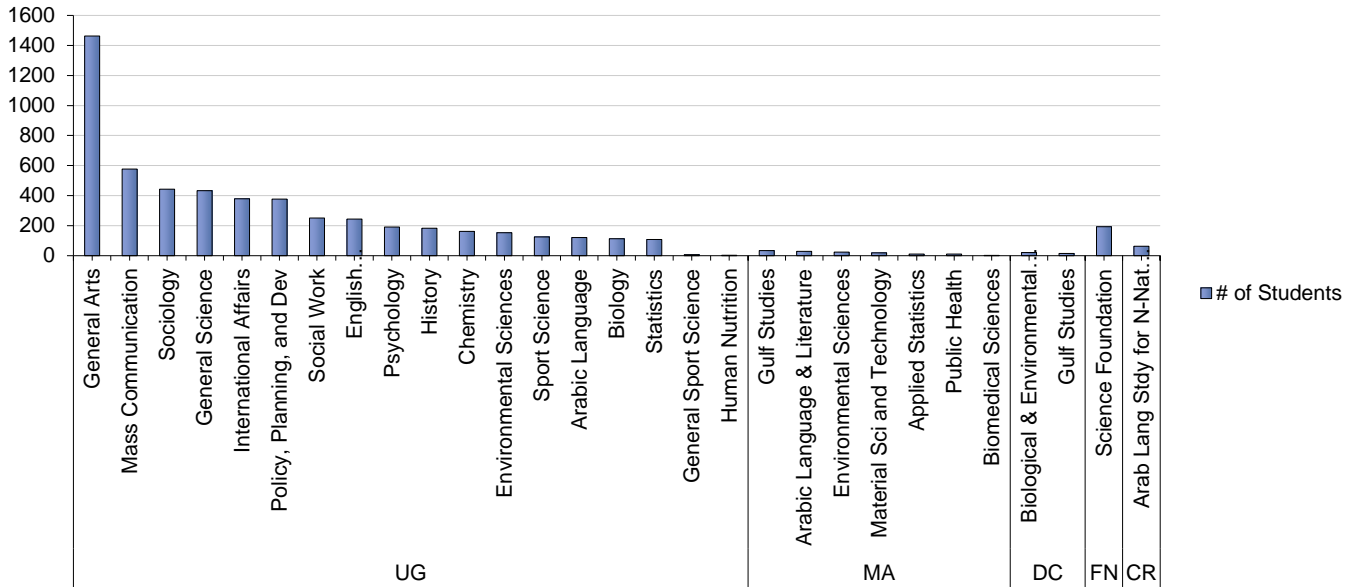


Average Age of Registered Students by Classification/Level					
Level	Fall 2012	Fall 2013	Fall 2014	Fall 2015	Fall 2016
Foundation	19.4	19.7	20.6	20.3	19.7
Freshman	20.7	20.9	20.9	20.8	21.3
Sophomore	21.6	21.8	22.4	22.7	22.6
Junior	22.7	22.8	23.1	23.4	23.6
Senior	23.7	23.7	24.0	24.0	24.7
Masters	30.0	29.1	28.9	29.5	30.4
PhD		39.1	34.8	34.3	36.2
Certificate	25.3	25.1	25.9	26.2	25.3
Undefined	33.9		36.3		41.7

Average Age of Registered Students by Classification/Level



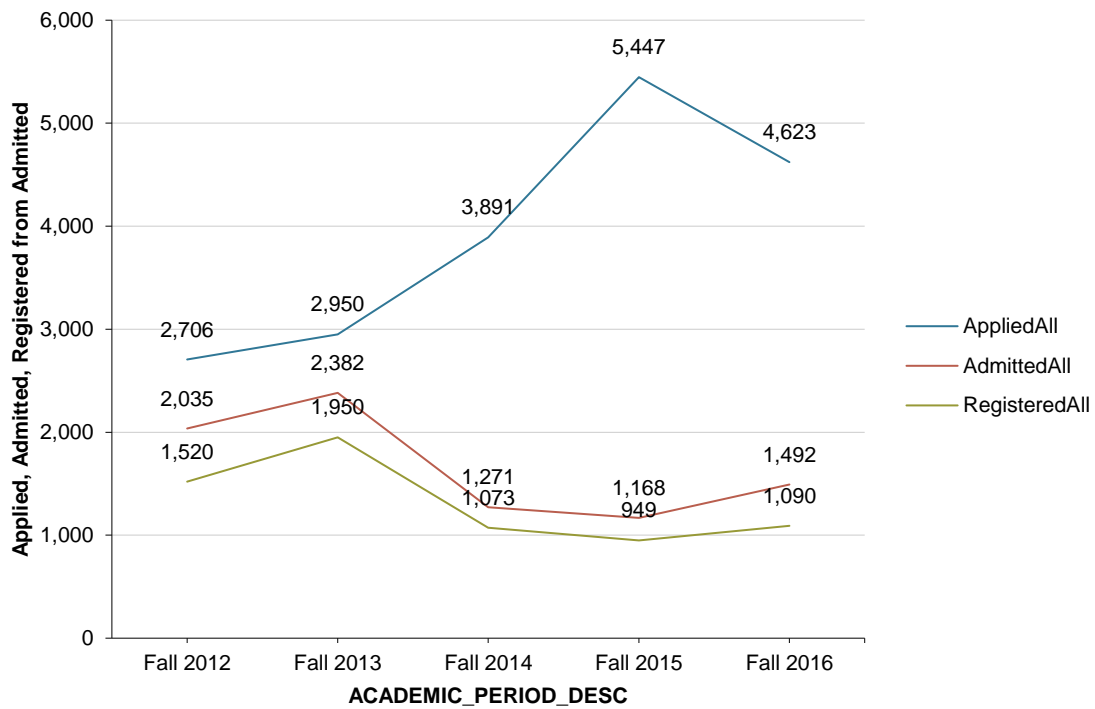
### Programs with Number of Registered Students Fall 2016



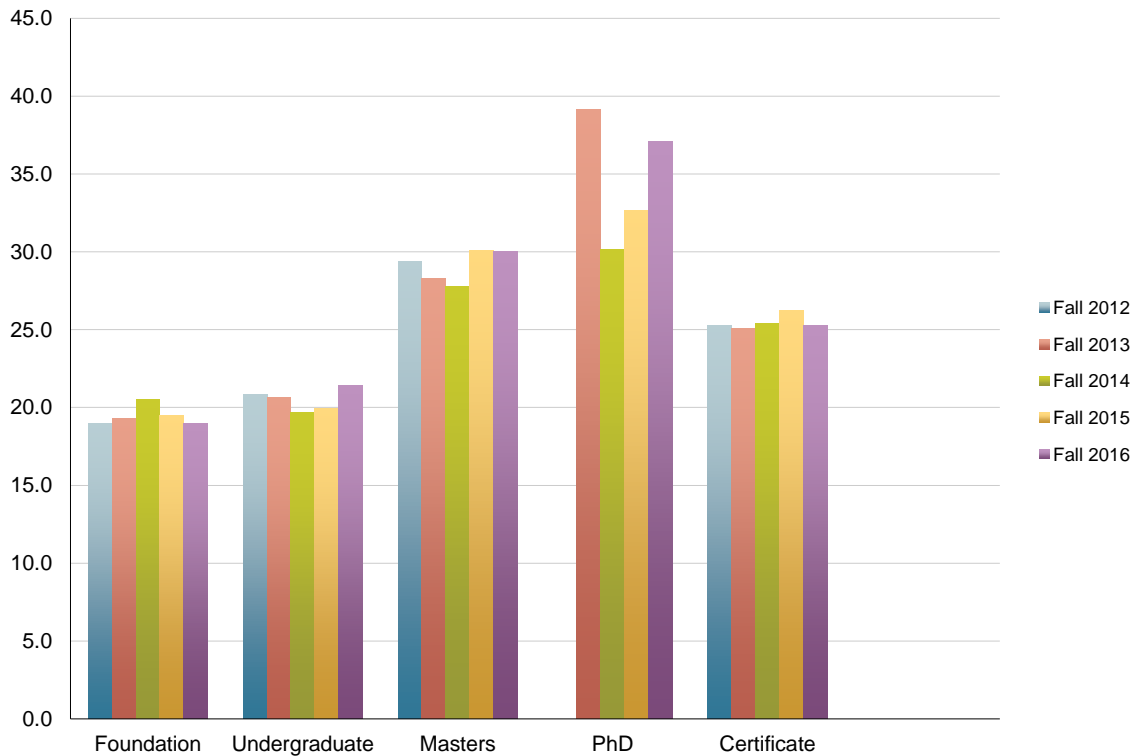
### Admissions Statistics by Level - Fall to Fall

		Fall 2012	Fall 2013	Fall 2014	Fall 2015	Fall 2016
Undergraduate	AppliedAll	2,481	2,692	2,325	2,243	2,419
	AdmittedAll*	1,933	2,247	1,163	1,009	1,336
	<i>% of Admitted</i>	<i>78%</i>	<i>83%</i>	<i>50%</i>	<i>45%</i>	<i>55%</i>
	RegisteredAll	1,434	1,837	982	813	960
	<i>% of Registered</i>	<i>74%</i>	<i>82%</i>	<i>84%</i>	<i>81%</i>	<i>72%</i>
Masters	AppliedAll	157	162	157	285	135
	AdmittedAll*	38	55	48	80	70
	<i>% of Admitted</i>	<i>24%</i>	<i>34%</i>	<i>31%</i>	<i>28%</i>	<i>52%</i>
	RegisteredAll	37	53	41	69	54
	<i>% of Registered</i>	<i>97%</i>	<i>96%</i>	<i>85%</i>	<i>86%</i>	<i>77%</i>
PhD	AppliedAll		16	13	65	61
	AdmittedAll*		6	6	12	18
	<i>% of Admitted</i>		<i>38%</i>	<i>46%</i>	<i>18%</i>	<i>30%</i>
	RegisteredAll		6	5	12	16
	<i>% of Registered</i>		<i>100%</i>	<i>83%</i>	<i>100%</i>	<i>89%</i>
Certificate	AppliedAll	68	80	1,396	2,854	2,008
	AdmittedAll*	64	74	54	67	68
	<i>% of Admitted</i>	<i>94%</i>	<i>93%</i>	<i>4%</i>	<i>2%</i>	<i>3%</i>
	RegisteredAll	49	54	45	55	60
	<i>% of Registered</i>	<i>77%</i>	<i>73%</i>	<i>83%</i>	<i>82%</i>	<i>88%</i>

### Applied, Admitted and Registered (All Levels)

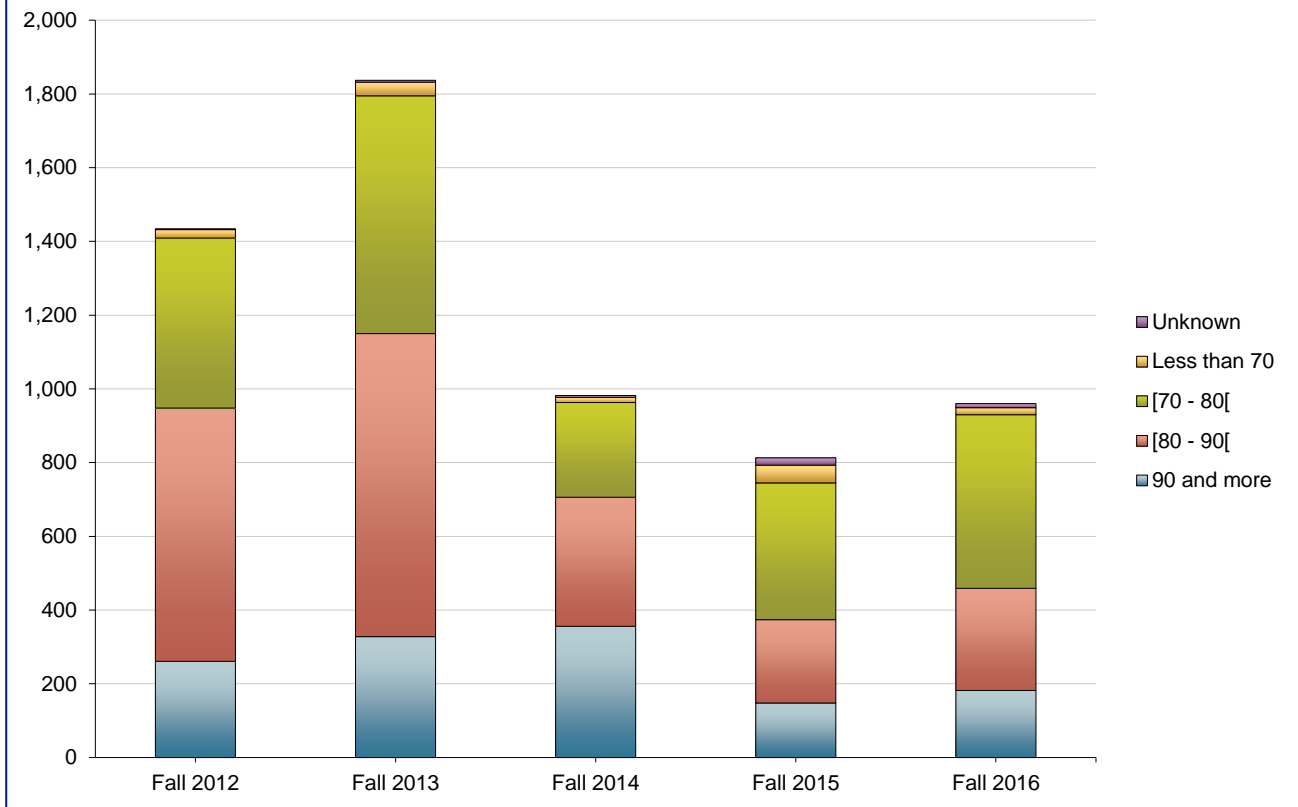


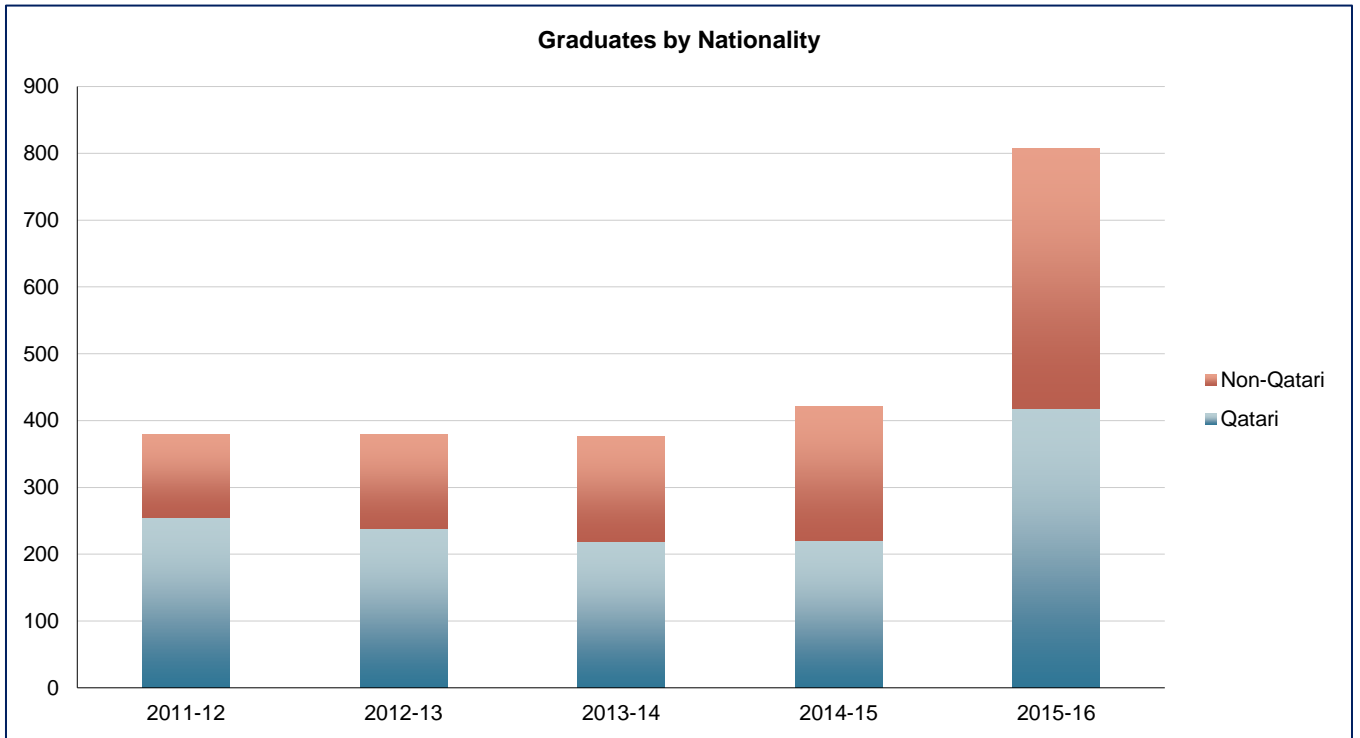
### Average Age of Registered from Admitted Students by Level





HGPA Distribution for Registered from Admitted Students (UG & FN)





Students' share of the undergraduate research experience (UREP)

UREP Cycle	No of submitted proposals	No of awarded proposals	College success rate	No of faculty members	No of students
9	24	9	38%	9	36
10	19	9	47%	9	-
11	22	7	32%	7	18
12	-	11	-	11	42
13	25	8	-	7	42
14	13	8	62%	7	31
15	22	4	18%	3	10
16	-	8	-	1	30
17	18	9	50%	10	42
18	20	6	30%	8	24
19	30	11	36.67%	9	38

**Graduates by Level, Department, Major, Nationality and Gender**

PERSON_UID				2011-12	2012-13	2013-14	2014-15	2015-16			
<b>Summary</b>				<b>379</b>	<b>379</b>	<b>376</b>	<b>421</b>	<b>807</b>			
Undergraduate	<b>Summary</b>			<b>379</b>	<b>375</b>	<b>366</b>	<b>380</b>	<b>770</b>			
	Arabic	<b>Summary</b>			<b>71</b>	<b>76</b>	<b>57</b>	<b>49</b>	<b>38</b>		
		Arabic Language	<b>Summary</b>			<b>71</b>	<b>76</b>	<b>57</b>	<b>49</b>	<b>38</b>	
			Qatari	<b>Summary</b>			<b>46</b>	<b>51</b>	<b>37</b>	<b>37</b>	<b>23</b>
				Female	46	51	37	37	23		
		Non-Qatari	<b>Summary</b>			<b>25</b>	<b>25</b>	<b>20</b>	<b>12</b>	<b>15</b>	
			Female	25	25	20	12	15			
	Biological & Environmental Sci	<b>Summary</b>			<b>8</b>	<b>8</b>	<b>11</b>	<b>19</b>	<b>29</b>		
		Biology	<b>Summary</b>			<b>5</b>	<b>1</b>	<b>2</b>	<b>10</b>	<b>12</b>	
			Qatari	<b>Summary</b>			<b>2</b>	<b>1</b>	<b>2</b>	<b>2</b>	<b>1</b>
				Female	2	1	2	2	1		
			Non-Qatari	<b>Summary</b>			<b>3</b>			<b>8</b>	<b>11</b>
				Female	3			8	11		
			Environmental Sciences	<b>Summary</b>			<b>3</b>	<b>7</b>	<b>9</b>	<b>9</b>	<b>17</b>
		Qatari		<b>Summary</b>			<b>3</b>	<b>3</b>	<b>4</b>	<b>1</b>	<b>4</b>
				Male		1					
				Female	3	2	4	1	4		
		Non-Qatari		<b>Summary</b>				<b>4</b>	<b>5</b>	<b>8</b>	<b>13</b>
				Male		1	2	5	7		
	Female			3	3	3	6				
	Chemistry and Earth Sciences	<b>Summary</b>			<b>6</b>	<b>9</b>	<b>2</b>	<b>8</b>	<b>23</b>		
		Chemistry	<b>Summary</b>			<b>6</b>	<b>9</b>	<b>2</b>	<b>8</b>	<b>23</b>	
			Qatari	<b>Summary</b>			<b>2</b>	<b>2</b>	<b>2</b>	<b>1</b>	<b>2</b>
				Male	2			1			
				Female		2	2		2		
			Non-Qatari	<b>Summary</b>			<b>4</b>	<b>7</b>		<b>7</b>	<b>21</b>
				Male		4		1			
Female	4	3			6	21					
English Lit & Linguistics	<b>Summary</b>			<b>61</b>	<b>37</b>	<b>52</b>	<b>45</b>	<b>57</b>			
	English Language	<b>Summary</b>			<b>61</b>	<b>35</b>	<b>15</b>	<b>4</b>	<b>1</b>		
		Qatari	<b>Summary</b>			<b>38</b>	<b>26</b>	<b>7</b>	<b>3</b>	<b>1</b>	
			Female	38	26	7	3	1			
		Non-Qatari	<b>Summary</b>			<b>23</b>	<b>9</b>	<b>8</b>	<b>1</b>		
			Female	23	9	8	1				
		English Literature&Linguistics	<b>Summary</b>				<b>2</b>	<b>37</b>	<b>41</b>	<b>56</b>	
	Qatari		<b>Summary</b>				<b>1</b>	<b>16</b>	<b>20</b>	<b>24</b>	
			Female		1	16	20	24			
	Non-Qatari		<b>Summary</b>				<b>1</b>	<b>21</b>	<b>21</b>	<b>32</b>	
			Female		1	21	21	32			
Health Sciences	<b>Summary</b>			<b>29</b>	<b>28</b>	<b>31</b>	<b>28</b>	<b>59</b>			
	Biomedical Sciences	<b>Summary</b>			<b>24</b>	<b>18</b>	<b>19</b>	<b>14</b>	<b>25</b>		
		Qatari	<b>Summary</b>			<b>3</b>	<b>4</b>	<b>2</b>	<b>1</b>	<b>5</b>	
			Female	3	4	2	1	5			
		Non-Qatari	<b>Summary</b>			<b>21</b>	<b>14</b>	<b>17</b>	<b>13</b>	<b>20</b>	
			Female	21	14	17	13	20			
		Human Nutrition	<b>Summary</b>			<b>5</b>	<b>10</b>	<b>12</b>	<b>14</b>	<b>19</b>	
Qatari	<b>Summary</b>			<b>1</b>	<b>1</b>	<b>5</b>	<b>3</b>	<b>6</b>			

**Graduates by Level, Department, Major, Nationality and Gender**

			Female	1	1	5	3	6
		Non-Qatari	<b>Summary</b>	<b>4</b>	<b>9</b>	<b>7</b>	<b>11</b>	<b>13</b>
			Female	4	9	7	11	13
	Public Health		<b>Summary</b>					<b>15</b>
		Qatari	<b>Summary</b>					<b>1</b>
			Female					1
		Non-Qatari	<b>Summary</b>					<b>14</b>
			Female					14
Humanities			<b>Summary</b>	<b>135</b>	<b>93</b>	<b>29</b>	<b>16</b>	<b>57</b>
	Geography-Urban Planning		<b>Summary</b>	<b>36</b>	<b>18</b>	<b>4</b>	<b>1</b>	
		Qatari	<b>Summary</b>	<b>27</b>	<b>12</b>	<b>4</b>	<b>1</b>	
			Male	7	1			
			Female	20	11	4	1	
		Non-Qatari	<b>Summary</b>	<b>9</b>	<b>6</b>			
			Male	4	1			
			Female	5	5			
	History		<b>Summary</b>	<b>99</b>	<b>75</b>	<b>25</b>	<b>15</b>	<b>57</b>
		Qatari	<b>Summary</b>	<b>87</b>	<b>58</b>	<b>25</b>	<b>11</b>	<b>44</b>
			Male	12	4	3	1	
			Female	75	54	22	10	44
		Non-Qatari	<b>Summary</b>	<b>12</b>	<b>17</b>		<b>4</b>	<b>13</b>
			Male	1	3		1	
			Female	11	14		3	13
International Affairs			<b>Summary</b>	<b>21</b>	<b>43</b>	<b>54</b>	<b>52</b>	<b>116</b>
	International Affairs		<b>Summary</b>	<b>21</b>	<b>43</b>	<b>54</b>	<b>52</b>	<b>96</b>
		Qatari	<b>Summary</b>	<b>14</b>	<b>32</b>	<b>29</b>	<b>32</b>	<b>69</b>
			Male	5	3	3	2	20
			Female	9	29	26	30	49
		Non-Qatari	<b>Summary</b>	<b>7</b>	<b>11</b>	<b>25</b>	<b>20</b>	<b>27</b>
			Male	2	3	7	6	11
			Female	5	8	18	14	16
	Policy, Planning, and Dev		<b>Summary</b>					<b>20</b>
		Qatari	<b>Summary</b>					<b>11</b>
			Male					3
			Female					8
		Non-Qatari	<b>Summary</b>					<b>9</b>
			Male					3
			Female					6
Mass Comm and Info Science			<b>Summary</b>	<b>31</b>	<b>58</b>	<b>65</b>	<b>82</b>	<b>120</b>
	Mass Communication		<b>Summary</b>	<b>31</b>	<b>58</b>	<b>65</b>	<b>82</b>	<b>120</b>
		Qatari	<b>Summary</b>	<b>18</b>	<b>25</b>	<b>31</b>	<b>40</b>	<b>45</b>
			Male	1	2	1	5	6
			Female	17	23	30	35	39
		Non-Qatari	<b>Summary</b>	<b>13</b>	<b>33</b>	<b>34</b>	<b>42</b>	<b>75</b>
			Male	5	10	1	12	30
			Female	8	23	33	30	45
Maths, Stats and Physics			<b>Summary</b>	<b>6</b>	<b>5</b>	<b>16</b>	<b>15</b>	<b>12</b>
	Statistics		<b>Summary</b>	<b>6</b>	<b>5</b>	<b>16</b>	<b>15</b>	<b>12</b>
		Qatari	<b>Summary</b>	<b>3</b>	<b>3</b>	<b>9</b>	<b>8</b>	<b>4</b>

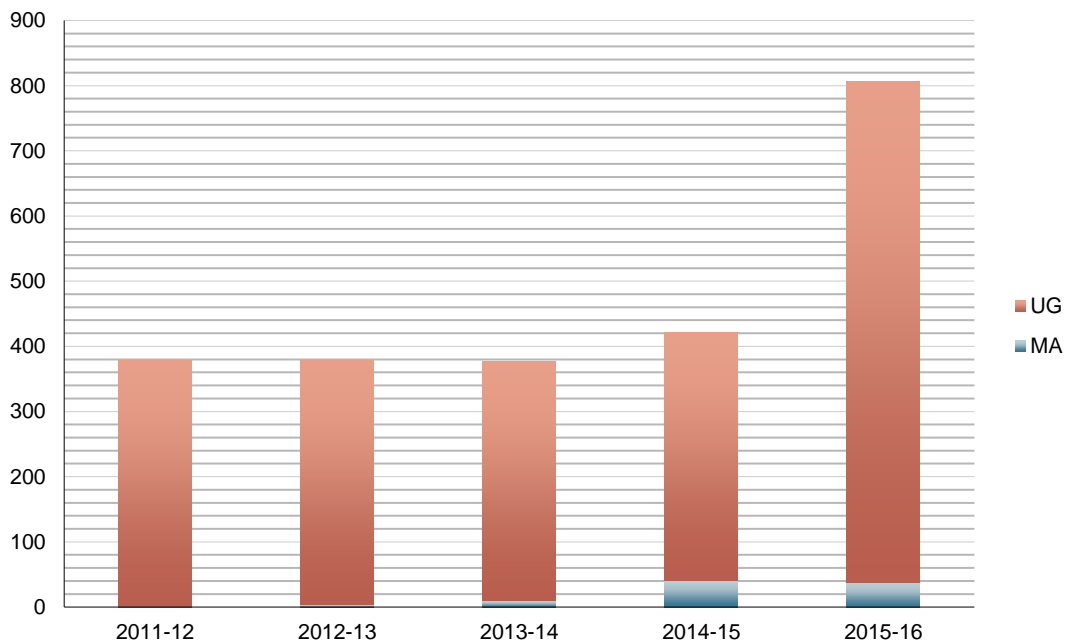
**Graduates by Level, Department, Major, Nationality and Gender**

			Male				1				
			Female	3	3	8	8	4			
		Non-Qatari	<b>Summary</b>	<b>3</b>	<b>2</b>	<b>7</b>	<b>7</b>	<b>8</b>			
			Male	2		1					
			Female	1	2	6	7	8			
	Social Sciences	<b>Summary</b>			<b>11</b>	<b>18</b>	<b>49</b>	<b>55</b>	<b>236</b>		
		Psychology	<b>Summary</b>						<b>11</b>		
			Qatari	<b>Summary</b>					<b>5</b>		
				Female					5		
			Non-Qatari	<b>Summary</b>					<b>6</b>		
				Female					6		
		Social Work	<b>Summary</b>				<b>4</b>	<b>39</b>	<b>31</b>	<b>95</b>	
			Qatari	<b>Summary</b>			<b>3</b>	<b>33</b>	<b>24</b>	<b>68</b>	
				Female			3	33	24	68	
			Non-Qatari	<b>Summary</b>			<b>1</b>	<b>6</b>	<b>7</b>	<b>27</b>	
				Female			1	6	7	27	
		Sociology	<b>Summary</b>			<b>11</b>	<b>14</b>	<b>10</b>	<b>24</b>	<b>130</b>	
			Qatari	<b>Summary</b>			<b>11</b>	<b>13</b>	<b>7</b>	<b>18</b>	<b>86</b>
				Female			11	13	7	18	86
			Non-Qatari	<b>Summary</b>			<b>1</b>	<b>3</b>	<b>6</b>	<b>44</b>	
				Female			1	3	6	44	
	Undeclared	<b>Summary</b>						<b>11</b>	<b>23</b>		
		Sport Science	<b>Summary</b>						<b>11</b>	<b>23</b>	
			Qatari	<b>Summary</b>					<b>5</b>	<b>8</b>	
				Male					1	1	
				Female					4	7	
			Non-Qatari	<b>Summary</b>					<b>6</b>	<b>15</b>	
				Male					3	10	
				Female					3	5	
Masters	<b>Summary</b>				<b>4</b>	<b>10</b>	<b>41</b>	<b>37</b>			
	Arabic	<b>Summary</b>						<b>11</b>	<b>4</b>		
		Arabic Language & Literature	<b>Summary</b>					<b>11</b>	<b>4</b>		
			Qatari	<b>Summary</b>					<b>6</b>	<b>2</b>	
				Female					6	2	
			Non-Qatari	<b>Summary</b>					<b>5</b>	<b>2</b>	
				Female					5	2	
	Biological & Environmental Sci	<b>Summary</b>				<b>4</b>	<b>5</b>	<b>7</b>	<b>5</b>		
		Environmental Sciences	<b>Summary</b>				<b>4</b>	<b>5</b>	<b>7</b>	<b>5</b>	
			Qatari	<b>Summary</b>			<b>3</b>	<b>4</b>	<b>1</b>	<b>2</b>	
				Female			3	4	1	2	
			Non-Qatari	<b>Summary</b>			<b>1</b>	<b>1</b>	<b>6</b>	<b>3</b>	
				Male					2	1	
				Female			1	1	4	2	
	Graduate Studies	<b>Summary</b>						<b>14</b>	<b>20</b>		
		Gulf Studies	<b>Summary</b>					<b>10</b>	<b>11</b>		
			Qatari	<b>Summary</b>					<b>3</b>	<b>3</b>	
				Male					1		
				Female					2	3	
			<b>Summary</b>					<b>7</b>	<b>8</b>		

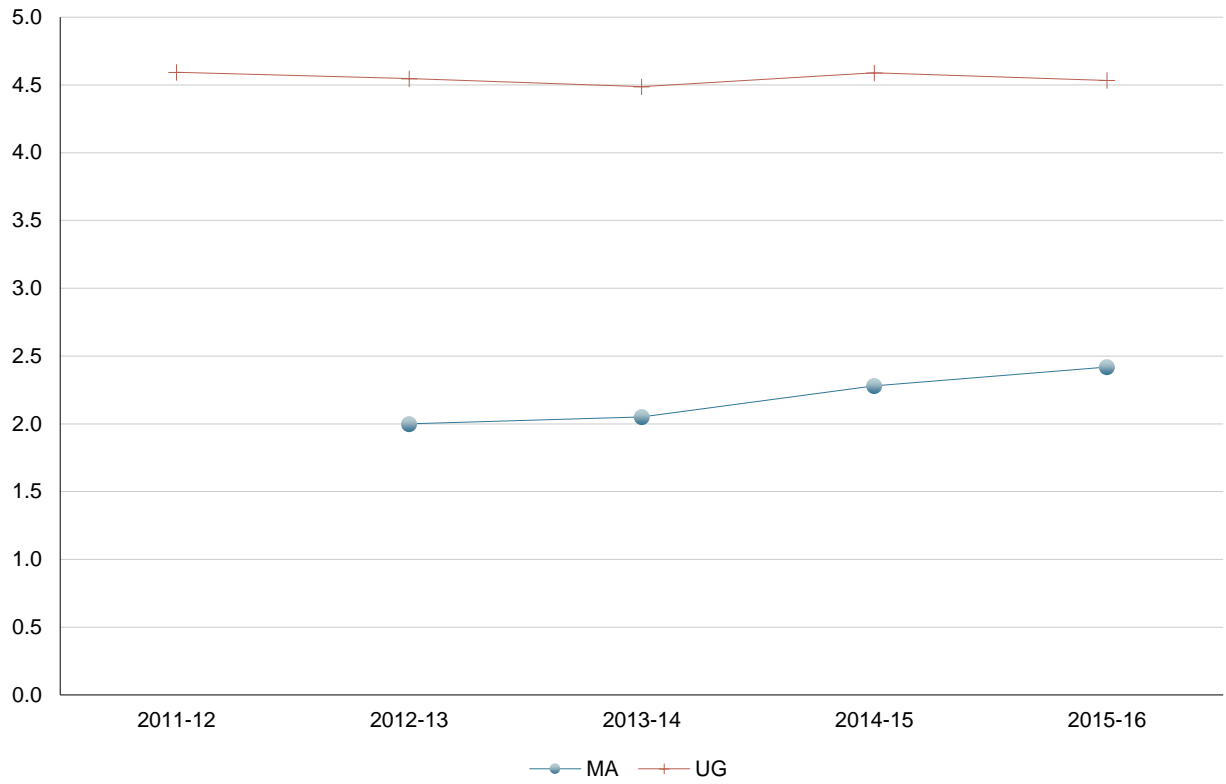
## Graduates by Level, Department, Major, Nationality and Gender

		Material Sci and Technology	Non-Qatari	Male				3	3		
				Female				4	5		
			<b>Summary</b>						<b>4</b>	<b>9</b>	
			Qatari	<b>Summary</b>					<b>1</b>	<b>2</b>	
				Male					1		
				Female						2	
			Non-Qatari	<b>Summary</b>					<b>3</b>	<b>7</b>	
				Male					3	2	
				Female						5	
			Gulf Studies	<b>Summary</b>						<b>1</b>	<b>2</b>
				Gulf Studies	<b>Summary</b>					<b>1</b>	<b>2</b>
				Qatari	<b>Summary</b>					<b>2</b>	
	Female						2				
Non-Qatari	<b>Summary</b>						<b>1</b>				
Health Sciences	<b>Summary</b>						<b>4</b>	<b>7</b>	<b>8</b>		
	Biomedical Laboratory Sciences	<b>Summary</b>					<b>4</b>	<b>7</b>	<b>2</b>		
		Qatari	<b>Summary</b>					<b>2</b>			
			Female					2			
		Non-Qatari	<b>Summary</b>					<b>2</b>	<b>7</b>	<b>2</b>	
		Female					2	7	2		
	Biomedical Sciences	<b>Summary</b>							<b>6</b>		
		Qatari	<b>Summary</b>						<b>2</b>		
			Female						2		
		Non-Qatari	<b>Summary</b>						<b>4</b>		
	Female						4				

### Graduates by Level

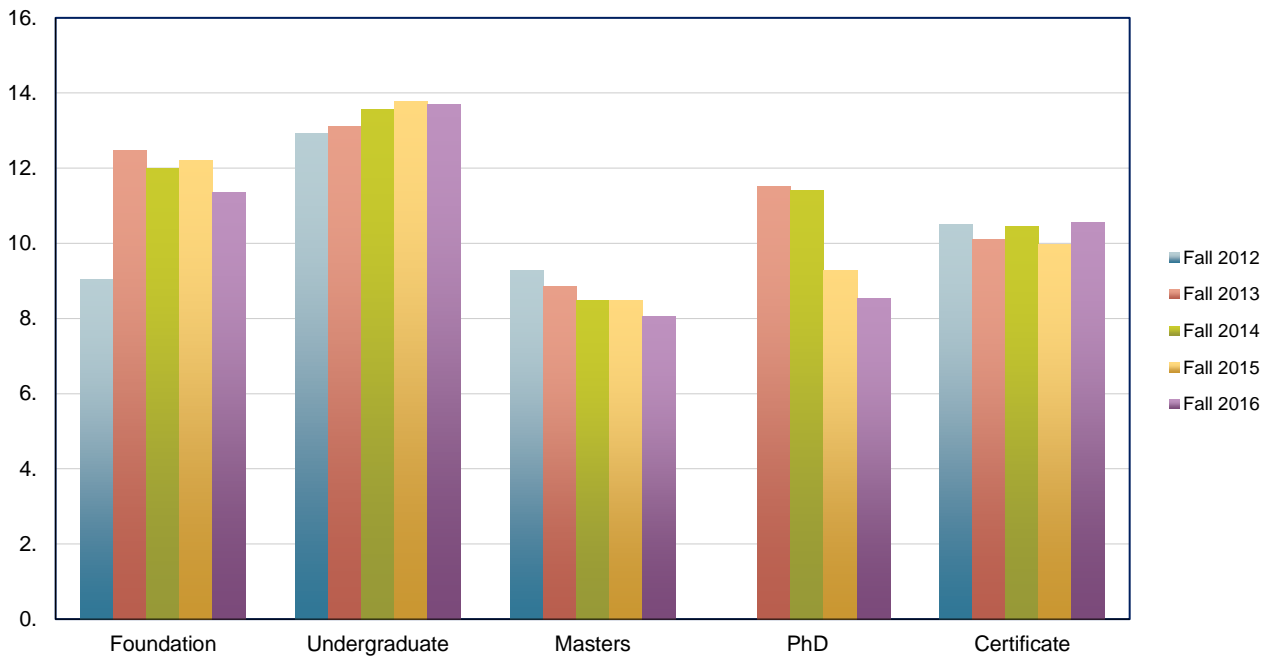


Average Number of Years to Graduate by Level\*



Average Student Load by Classification/Level					
Level	Fall 2012	Fall 2013	Fall 2014	Fall 2015	Fall 2016
Foundation	9.0	12.5	12.0	12.2	11.4
Freshman	12.3	12.3	12.6	12.5	12.8
Sophomore	14.4	14.2	14.2	14.2	13.9
Junior	15.2	15.4	15.7	15.4	15.4
Senior	13.9	13.8	14.0	14.4	13.7
Masters	9.3	8.8	8.5	8.5	8.1
PhD		11.5	11.4	9.3	8.5
Certificate	10.5	10.1	10.4	10.0	10.6
Undefined	12.0		6.0		14.0

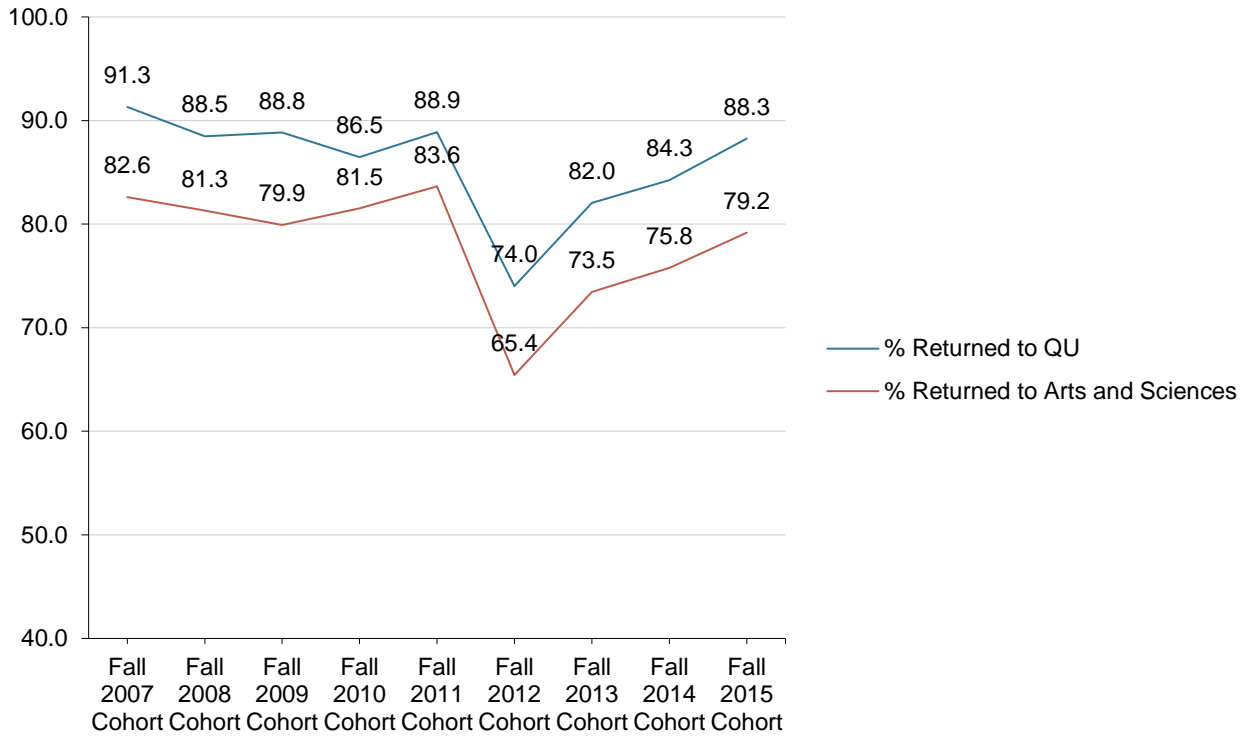
Average Student Load by Classification/Level



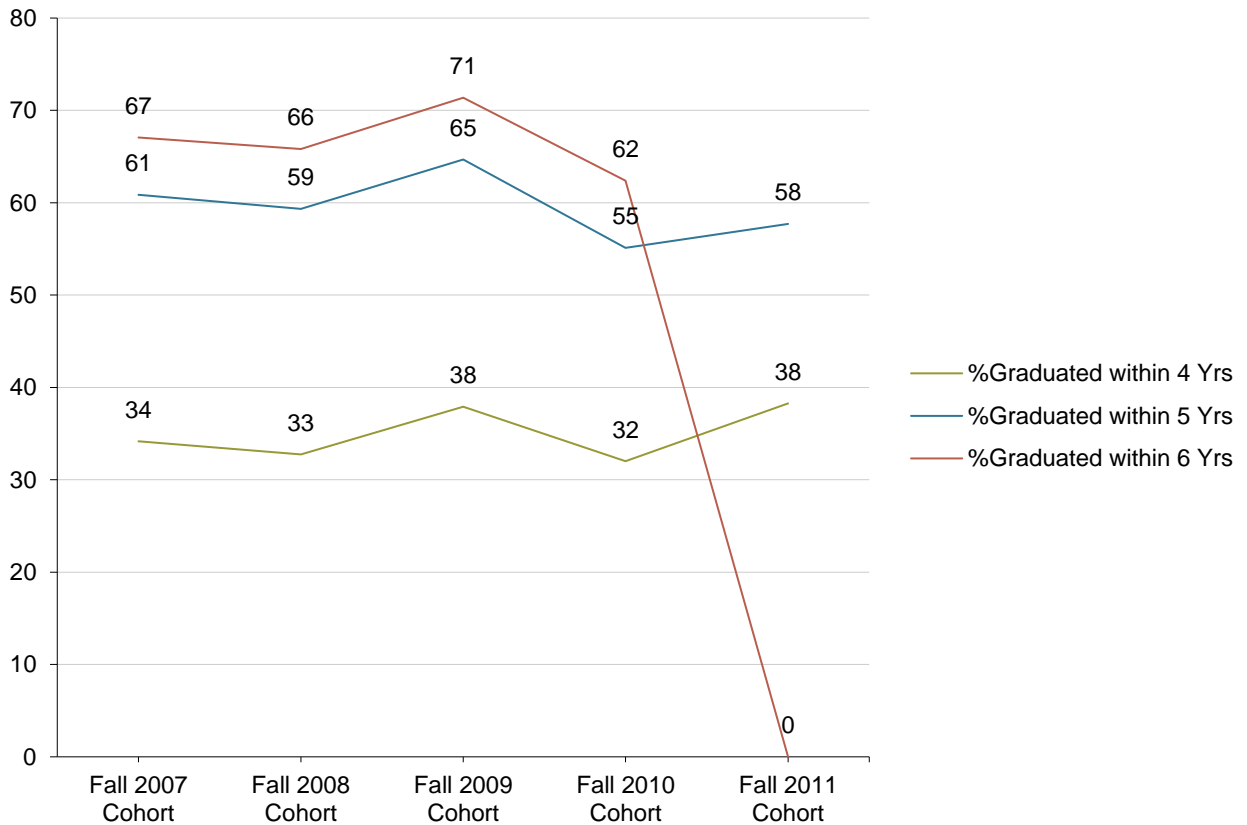




**Second Year Retention Rate (Returned to QU Vs. Returned to College)**



**Graduation Rate from College**

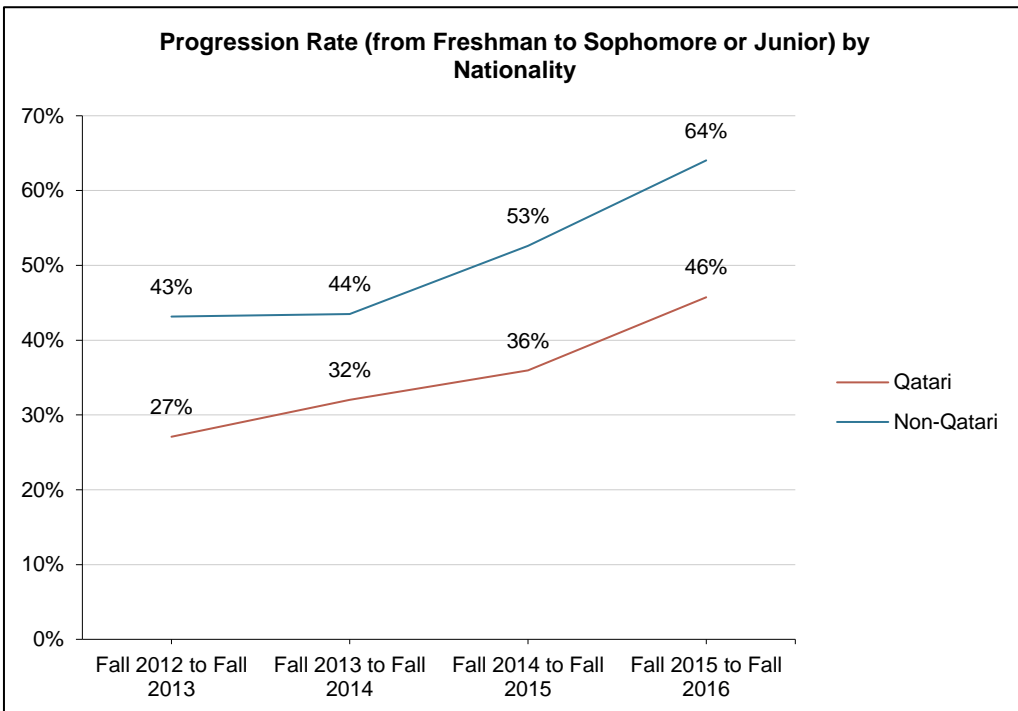
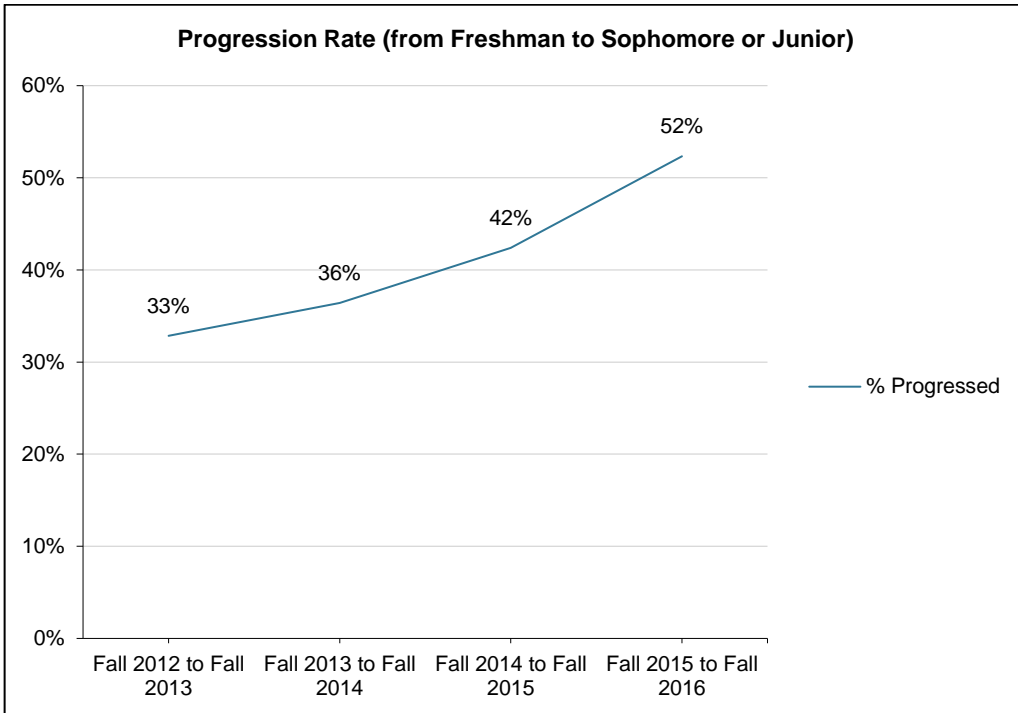


**Retention and Graduation Rate of First-Time Students in each of Graduates Level by Nationality**
**College: Arts and Sciences**

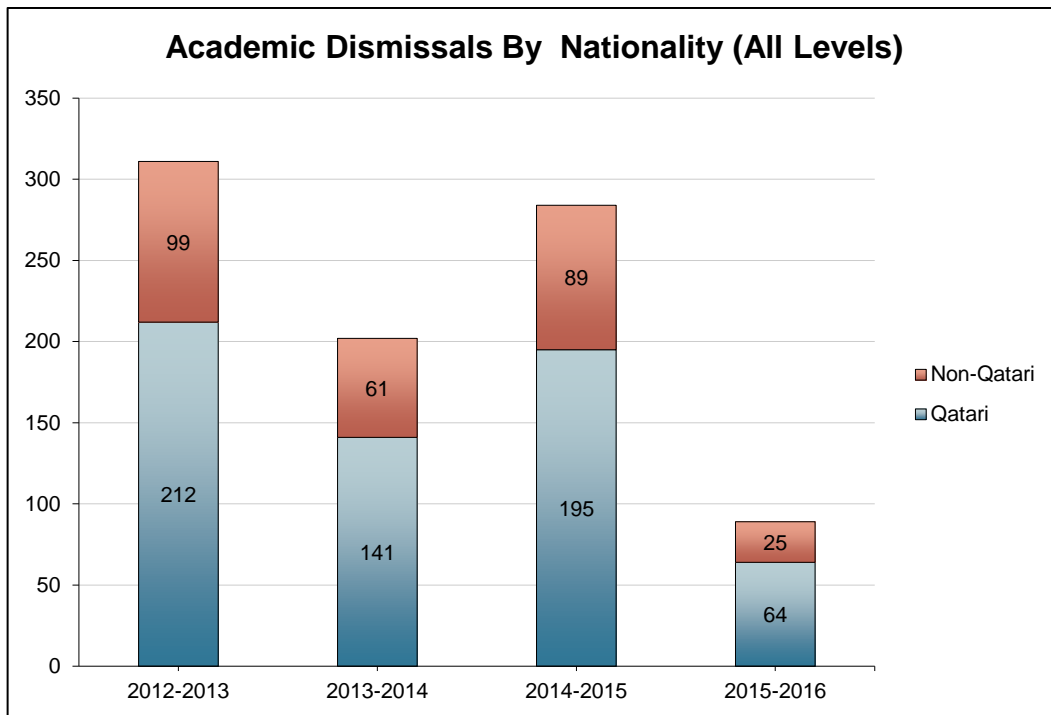
		Cohort Size	2nd Fall		3rd Fall		4th Fall		% Graduated, Overall** *
			% Graduated (1 Yr)	% Returned	% Graduated (2 Yrs)**	% Returned	% Graduated (3 Yrs)**	% Returned	
<b>Doctorate</b>	<b>Fall 2013</b>	<b>6</b>	<b>0.0</b>	<b>83.3</b>	<b>0.0</b>	<b>83.3</b>	<b>0.0</b>	<b>83.3</b>	<b>0.0</b>
	Qatari	4	0.0	75.0	0.0	75.0	0.0	75.0	0.0
	Non-Qatari	2	0.0	100.0	0.0	100.0	0.0	100.0	0.0
	<b>Fall 2014</b>	<b>5</b>	<b>0.0</b>	<b>80.0</b>	<b>0.0</b>	<b>80.0</b>	<b>0.0</b>	<b>0.0</b>	<b>0.0</b>
	Non-Qatari	5	0.0	80.0	0.0	80.0	0.0	0.0	0.0
	<b>Fall 2015</b>	<b>12</b>	<b>0.0</b>	<b>91.7</b>	<b>0.0</b>	<b>0.0</b>	<b>0.0</b>	<b>0.0</b>	<b>0.0</b>
	Qatari	4	0.0	75.0	0.0	0.0	0.0	0.0	0.0
	Non-Qatari	8	0.0	100.0	0.0	0.0	0.0	0.0	0.0
<b>Masters</b>	<b>Fall 2011</b>	<b>15</b>	<b>0.0</b>	<b>73.3</b>	<b>33.3</b>	<b>33.3</b>	<b>40.0</b>	<b>20.0</b>	<b>66.7</b>
	Qatari	11	0.0	81.8	27.3	45.5	36.4	27.3	72.7
	Non-Qatari	4	0.0	50.0	50.0	0.0	50.0	0.0	50.0
	<b>Fall 2012</b>	<b>37</b>	<b>0.0</b>	<b>91.9</b>	<b>54.1</b>	<b>35.1</b>	<b>75.7</b>	<b>5.4</b>	<b>78.4</b>
	Qatari	19	0.0	94.7	57.9	36.8	73.7	10.5	78.9
	Non-Qatari	18	0.0	88.9	50.0	33.3	77.8	0.0	77.8
	<b>Fall 2013</b>	<b>52</b>	<b>0.0</b>	<b>75.0</b>	<b>36.5</b>	<b>32.7</b>	<b>59.6</b>	<b>1.9</b>	<b>0.0</b>
	Qatari	11	0.0	63.6	18.2	45.5	45.5	9.1	0.0
	Non-Qatari	41	0.0	78.0	41.5	29.3	63.4	0.0	0.0
	<b>Fall 2014</b>	<b>42</b>	<b>0.0</b>	<b>88.1</b>	<b>31.0</b>	<b>47.6</b>	<b>0.0</b>	<b>0.0</b>	<b>0.0</b>
	Qatari	14	0.0	85.7	14.3	71.4	0.0	0.0	0.0
	Non-Qatari	28	0.0	89.3	39.3	35.7	0.0	0.0	0.0
	<b>Fall 2015</b>	<b>71</b>	<b>0.0</b>	<b>64.8</b>	<b>0.0</b>	<b>0.0</b>	<b>0.0</b>	<b>0.0</b>	<b>0.0</b>
	Qatari	21	0.0	71.4	0.0	0.0	0.0	0.0	0.0
Non-Qatari	50	0.0	62.0	0.0	0.0	0.0	0.0	0.0	

**Student Progression Rate from Freshmen to Sophomore or Junior**

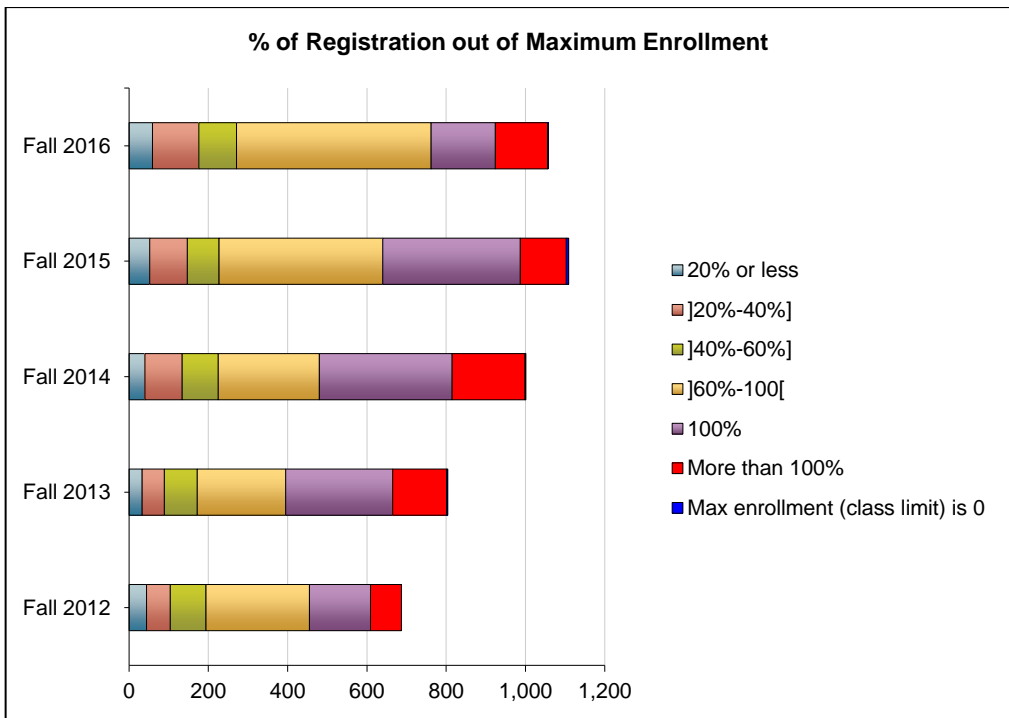
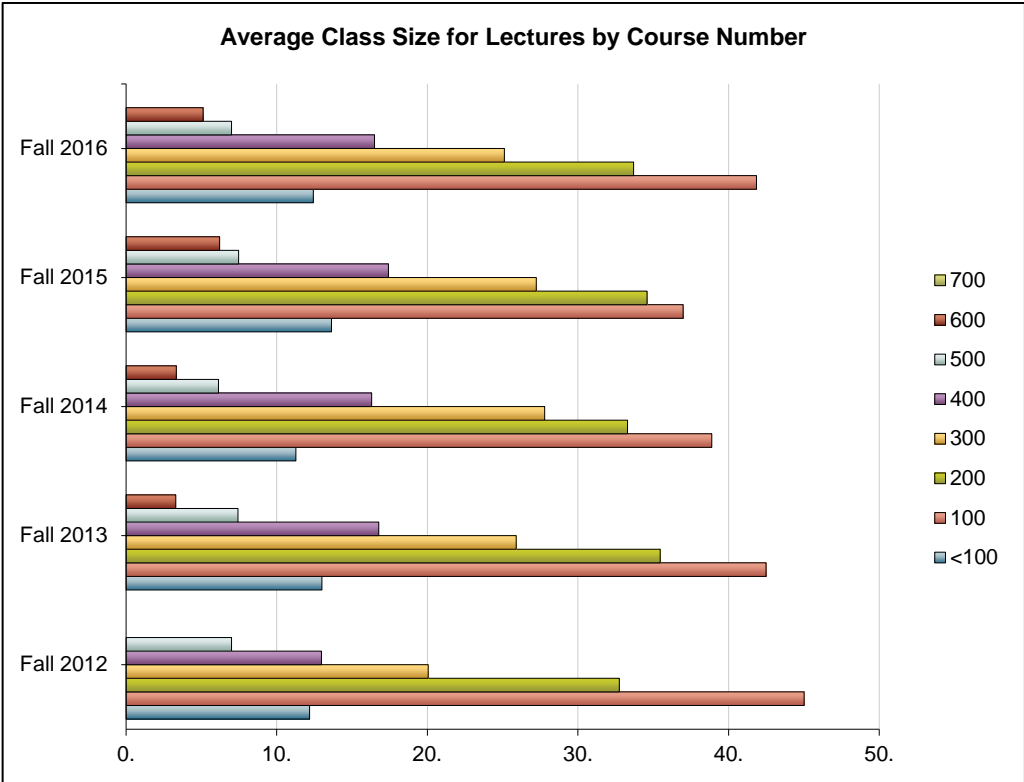
Fall to Fall	Total	Progressed	% Progressed
Fall 2012 to Fall 2013	2,953	970	33%
Fall 2013 to Fall 2014	2,840	1,034	36%
Fall 2014 to Fall 2015	2,632	1,116	42%
Fall 2015 to Fall 2016	2,035	1,065	52%



Dismissals by Student Level, and Department*					
		2012-2013	2013-2014	2014-2015	2015-2016
<b>Summary</b>		<b>311</b>	<b>202</b>	<b>284</b>	<b>89</b>
Foundation	<b>Summary</b>	<b>4</b>	<b>3</b>	<b>2</b>	
	Undeclared	4	3	2	
Undergraduate	<b>Summary</b>	<b>305</b>	<b>189</b>	<b>264</b>	<b>80</b>
	Arabic	26	8	17	2
	Biological & Environmental Sci	3	7	6	6
	Chemistry and Earth Sciences	4	6	10	1
	English Lit & Linguistics	5	1	6	
	General Arts and Sciences	232	135	153	64
	Health Sciences	4	1	5	
	Humanities	4	9	28	
	International Affairs	2	4	7	2
	Mass Comm and Info Science	7	4	2	2
	Maths, Stats and Physics	9	2	5	1
	Social Sciences	7	9	17	
	Sport Science		1	7	2
	Undeclared	2	2	1	
	Masters	<b>Summary</b>	<b>1</b>	<b>7</b>	<b>7</b>
Arabic			1		1
Biological & Environmental Sci		1			
Graduate Studies			6	5	2
Health Sciences				2	3
Doctorate	<b>Summary</b>				<b>1</b>
	Graduate Studies				1
Certificate	<b>Summary</b>	<b>1</b>	<b>3</b>	<b>11</b>	<b>2</b>
	Arabic for Non Speakers	1	3	11	2



Course Offering		Fall 2012	Fall 2013	Fall 2014	Fall 2015	Fall 2016
Undergraduate	Number of Courses	261	276	301	335	306
	Number of Sections	818	961	1,168	1,335	1,237
	Generated Credits	68,469	81,027	93,751	100,564	99,868
	<i>Average Class Size (Lectures only)</i>	<i>33.6</i>	<i>35.3</i>	<i>33.2</i>	<i>32.0</i>	<i>32.8</i>
Master Bridge	Number of Courses				4	7
	Number of Sections				4	7
	Generated Credits				42	75
	<i>Average Class Size (Lectures only)</i>				<i>3.5</i>	<i>3.6</i>
Masters	Number of Courses	23	38	41	46	40
	Number of Sections	26	48	63	70	62
	Generated Credits	457	843	962	1,178	880
	<i>Average Class Size (Lectures only)</i>	<i>7.0</i>	<i>7.1</i>	<i>6.2</i>	<i>7.9</i>	<i>7.2</i>
PhD	Number of Courses		4	9	12	15
	Number of Sections		6	15	19	26
	Generated Credits		51	114	177	297
	<i>Average Class Size (Lectures only)</i>		<i>2.8</i>	<i>2.5</i>	<i>4.0</i>	<i>5.5</i>
Certificate	Number of Courses	12	12	12	12	15
	Number of Sections	12	12	12	12	15
	Generated Credits	520	550	490	559	665
	<i>Average Class Size (Lectures only)</i>	<i>12.2</i>	<i>13.0</i>	<i>11.3</i>	<i>13.6</i>	<i>12.4</i>



## Student to faculty ratio

2014-2015						2015-2016					
Masters			Undergraduate			Masters			Undergraduate		
FTEF	FTES	Student to Faculty Ratio	FTEF	FTES	Student to Faculty Ratio	FTEF	FTES	Student to Faculty Ratio	FTEF	FTES	Student to Faculty Ratio
19.6	97.3	5.0	323.4	6,211.6	19.2	16.1	116.7	7.2	361.9	6,713.6	18.5

2016-2017					
Masters			Undergraduate		
FTEF	FTES	Student to Faculty Ratio	FTEF	FTES	Student to Faculty Ratio
7.0	48.9	7.0	170.4	3,328.9	19.5

### Note

- FTEF is sum of ICH divided by 18 (1 yearly FTEF = 18 credit hours) from 2014 and forward, and divided by 21 before 2014.
- FTES is sum of generated credit hours divided by 30 (for UG courses) or divided by 18 (for masters' courses).
- Faculty to Student Ratio is FTES divided by FTEF.
- Only Fall and Spring semesters are counted.



College Academic and Non-Academic Staff by Nationality and Gender 2016-2017							
	Qatari			Non-Qatari			Total
	Male	Female	Total	Male	Female	Total	
Faculty	34	47	81	230	48	278	359
Research Assistant		2	2	3	2	5	7
Researcher				6	6	12	12
Staff	1	34	35	33	32	65	100
Teaching Support Staff	7	24	31	17	23	40	71
<b>Total</b>	<b>42</b>	<b>107</b>	<b>149</b>	<b>289</b>	<b>111</b>	<b>400</b>	<b>549</b>

Faculty and TA's by Nationality					
		2013-14	2014-15	2015-16	2016-17
<b>Total</b>		<b>357</b>	<b>429</b>	<b>461</b>	<b>430</b>
Faculty	<b>Total</b>	<b>297</b>	<b>356</b>	<b>377</b>	<b>359</b>
	Non-Qatari	218	269	299	278
	Qatari	79	87	78	81
Teaching Support Staff	<b>Total</b>	<b>60</b>	<b>73</b>	<b>84</b>	<b>71</b>
	Qatari	28	28	35	31
	Non-Qatari	32	45	49	40

Faculty and TA's by Gender					
		2013-14	2014-15	2015-16	2016-17
<b>Total</b>		<b>357</b>	<b>429</b>	<b>461</b>	<b>430</b>
Faculty	<b>Total</b>	<b>297</b>	<b>356</b>	<b>377</b>	<b>359</b>
	Male	206	254	278	264
	Female	91	102	99	95
Teaching Support Staff	<b>Total</b>	<b>60</b>	<b>73</b>	<b>84</b>	<b>71</b>
	Male	18	20	25	24
	Female	42	53	59	47

Faculty and TA's by Rank				
	2013-14	2014-15	2015-16	2016-17
<b>Total</b>	<b>357</b>	<b>429</b>	<b>461</b>	<b>430</b>
Professor	44	50	53	49
Associate Professor	95	121	115	104
Assistant Professor	121	120	129	123
Lecturer	37	65	80	83
Teaching Assistant	60	73	84	71

Faculty and TA's by Age Group					
		2013-14	2014-15	2015-16	2016-17
Faculty	Less than 30	7	5	7	12
	[30-40[	63	71	71	62
	[40-50[	104	143	151	139
	[50-60[	92	101	107	104
	60+	31	36	41	42
Teaching Support Staff	Less than 30	21	30	35	27
	[30-40[	23	24	30	30
	[40-50[	13	15	14	11
	[50-60[	3	4	4	3
	60+			1	

## Faculty and TA's by Nationality

Faculty and TA by Gender and Nationality		Qatari			Non-Qatari			Total
		M	F	Total	M	F	Total	
<b>Summary</b>		<b>41</b>	<b>71</b>	<b>112</b>	<b>247</b>	<b>71</b>	<b>318</b>	<b>430</b>
Algal Technologies Program	<b>Total</b>	<b>1</b>		<b>1</b>				<b>1</b>
	Faculty	1		<b>1</b>				<b>1</b>
Arabic for Non-Natives Speakers Center	<b>Total</b>		<b>1</b>	<b>1</b>	<b>5</b>	<b>4</b>	<b>9</b>	<b>10</b>
	Faculty				5	3	<b>8</b>	<b>8</b>
	Teaching Support Staff		1	<b>1</b>		1	<b>1</b>	<b>2</b>
Arabic Language Department	<b>Total</b>		<b>11</b>	<b>11</b>	<b>30</b>	<b>5</b>	<b>35</b>	<b>46</b>
	Faculty		10	<b>10</b>	30	5	<b>35</b>	<b>45</b>
	Teaching Support Staff		1	<b>1</b>				<b>1</b>
Assistant Dean of Arts & Sciences for Student Affairs Office	<b>Total</b>				<b>1</b>		<b>1</b>	<b>1</b>
	Faculty				1		<b>1</b>	<b>1</b>
Associate Dean of Arts & Sciences for Academic Affairs Office	<b>Total</b>				<b>2</b>		<b>2</b>	<b>2</b>
	Faculty				2		<b>2</b>	<b>2</b>
Associate Dean of Arts & Sciences for Outreach & Engagement Office	<b>Total</b>	<b>1</b>		<b>1</b>				<b>1</b>
	Faculty	1		<b>1</b>				<b>1</b>
Associate Dean of Arts & Sciences for Planning & Quality Assurance Office	<b>Total</b>				<b>5</b>		<b>5</b>	<b>5</b>
	Faculty				5		<b>5</b>	<b>5</b>
Associate Dean of Arts & Sciences for Research & Graduate Studies Office	<b>Total</b>		<b>1</b>	<b>1</b>				<b>1</b>
	Faculty		1	<b>1</b>				<b>1</b>
Associate Vice President for Faculty Affairs Office	<b>Total</b>	<b>1</b>		<b>1</b>				<b>1</b>
	Faculty	1		<b>1</b>				<b>1</b>
Bachelor of Arts in History Program	<b>Total</b>	<b>6</b>	<b>1</b>	<b>7</b>	<b>20</b>	<b>1</b>	<b>21</b>	<b>28</b>
	Faculty	5	1	<b>6</b>	20	1	<b>21</b>	<b>27</b>
	Teaching Support Staff	1		<b>1</b>				<b>1</b>
Bachelor of Arts in Social Work Program	<b>Total</b>	<b>1</b>	<b>1</b>	<b>2</b>	<b>5</b>	<b>4</b>	<b>9</b>	<b>11</b>
	Faculty	1	1	<b>2</b>	5	3	<b>8</b>	<b>10</b>
	Teaching Support Staff					1	<b>1</b>	<b>1</b>
Bachelor of Arts in Sociology Program	<b>Total</b>	<b>1</b>	<b>4</b>	<b>5</b>	<b>8</b>	<b>2</b>	<b>10</b>	<b>15</b>
	Faculty	1	3	<b>4</b>	8	2	<b>10</b>	<b>14</b>
	Teaching Support Staff		1	<b>1</b>				<b>1</b>
Bachelor of Science in Biological Sciences Program	<b>Total</b>		<b>5</b>	<b>5</b>	<b>10</b>	<b>2</b>	<b>12</b>	<b>17</b>
	Faculty		1	<b>1</b>	7	1	<b>8</b>	<b>9</b>
	Teaching Support Staff		4	<b>4</b>	3	1	<b>4</b>	<b>8</b>
Bachelor of Science in Chemistry Program	<b>Total</b>	<b>2</b>	<b>5</b>	<b>7</b>	<b>17</b>	<b>9</b>	<b>26</b>	<b>33</b>
	Faculty	2	4	<b>6</b>	16	2	<b>18</b>	<b>24</b>
	Teaching Support Staff		1	<b>1</b>	1	7	<b>8</b>	<b>9</b>
Bachelor of Science in Sport Sciences Program	<b>Total</b>	<b>1</b>		<b>1</b>	<b>10</b>	<b>5</b>	<b>15</b>	<b>16</b>
	Faculty	1		<b>1</b>	9	3	<b>12</b>	<b>13</b>

Faculty and TA by Gender and Nationality		Qatari			Non-Qatari			Total
		M	F	Total	M	F	Total	
	Teaching Support Staff				1	2	3	3
Bachelor of Science in Statistics Program	<b>Total</b>				7		7	7
	Faculty				7		7	7
Biological & Environmental Sciences Department	<b>Total</b>	2	1	3	8	2	10	13
	Faculty	2	1	3	7	1	8	11
	Teaching Support Staff				1	1	2	2
Biomedical Program	<b>Total</b>				1		1	1
	Faculty				1		1	1
Center for Advanced Materials	<b>Total</b>				2	1	3	3
	Faculty				2	1	3	3
Central Labs Section	<b>Total</b>	1		1				1
	Faculty	1		1				1
Chemistry & Earth Sciences Department	<b>Total</b>	1		1				1
	Faculty	1		1				1
Chief Strategy & Development Office	<b>Total</b>	1		1				1
	Faculty	1		1				1
Dean of College of Arts & Sciences Office	<b>Total</b>	1		1				1
	Faculty	1		1				1
Doctor of Philosophy in Gulf Studies Program	<b>Total</b>					1	1	1
	Faculty					1	1	1
English Literature & Linguistics Department	<b>Total</b>		7	7	14	7	21	28
	Faculty		4	4	14	7	21	25
	Teaching Support Staff		3	3				3
Environmental Science Center	<b>Total</b>	2		2		1	1	3
	Faculty	2		2		1	1	3
Geography Program	<b>Total</b>	4	1	5	3	1	4	9
	Faculty	4	1	5	3		3	8
	Teaching Support Staff					1	1	1
Geology Program	<b>Total</b>	1	2	3				3
	Faculty	1	2	3				3
Graduate Studies	<b>Total</b>				1		1	1
	Faculty				1		1	1
Gulf Studies Center	<b>Total</b>				5		5	5
	Faculty				5		5	5
Health Sciences Department	<b>Total</b>		2	2		1	1	3
	Faculty		1	1				1
	Teaching Support Staff		1	1		1	1	2
Honors Program	<b>Total</b>				1		1	1
	Faculty				1		1	1
Human Nutrition Program	<b>Total</b>				1	1	2	2
	Faculty				1		1	1
	Teaching Support Staff					1	1	1
	<b>Total</b>		1	1				1

Faculty and TA by Gender and Nationality		Qatari			Non-Qatari			Total
		M	F	Total	M	F	Total	
Humanities & Social Sciences Center	Faculty		1	1				1
	<b>Total</b>	<b>3</b>		<b>3</b>	<b>4</b>	<b>4</b>	<b>8</b>	<b>11</b>
Humanities Department	Faculty	1		1	3	3	6	7
	Teaching Support Staff	2		2	1	1	2	4
	<b>Total</b>	<b>3</b>	<b>9</b>	<b>12</b>	<b>17</b>	<b>7</b>	<b>24</b>	<b>36</b>
International Affairs Department	Faculty		3	3	17	6	23	26
	Teaching Support Staff	3	6	9		1	1	10
	<b>Total</b>	<b>3</b>	<b>9</b>	<b>12</b>	<b>17</b>	<b>7</b>	<b>24</b>	<b>36</b>
Laboratory Animal Research Center	Faculty		1	1				1
	<b>Total</b>	<b>3</b>		<b>3</b>	<b>1</b>		<b>1</b>	<b>4</b>
Marine Science Program	Faculty	3		3	1		1	4
	<b>Total</b>	<b>1</b>	<b>7</b>	<b>8</b>	<b>20</b>	<b>5</b>	<b>25</b>	<b>33</b>
Mass Communication Department	Faculty		3	3	19	4	23	26
	Teaching Support Staff	1	4	5	1	1	2	7
	<b>Total</b>	<b>1</b>	<b>7</b>	<b>8</b>	<b>20</b>	<b>5</b>	<b>25</b>	<b>33</b>
Master of Arts in Gulf Studies Program	Faculty				1		1	1
	<b>Total</b>	<b>1</b>	<b>3</b>	<b>4</b>	<b>20</b>	<b>3</b>	<b>23</b>	<b>27</b>
Master of Science in Materials Science and Technology Program	Faculty				2		2	2
	<b>Total</b>	<b>1</b>	<b>3</b>	<b>4</b>	<b>20</b>	<b>3</b>	<b>23</b>	<b>27</b>
Mathematics Program	Faculty	1	3	4	18	2	20	24
	Teaching Support Staff				2	1	3	3
	<b>Total</b>	<b>1</b>	<b>1</b>	<b>2</b>	<b>8</b>	<b>2</b>	<b>10</b>	<b>12</b>
Mathematics, Statistics & Physics Department	Faculty	1	1	2	5	1	6	8
	Teaching Support Staff				3	1	4	4
	<b>Total</b>	<b>1</b>	<b>1</b>	<b>2</b>	<b>8</b>	<b>2</b>	<b>10</b>	<b>12</b>
Physics Program	Faculty		4	4	5		5	9
	Teaching Support Staff		2	2	2		2	4
	<b>Total</b>	<b>1</b>	<b>6</b>	<b>6</b>	<b>7</b>		<b>7</b>	<b>13</b>
Social & Economic Survey Research Institute	Faculty					1	1	1
	<b>Total</b>	<b>1</b>		<b>1</b>	<b>9</b>	<b>2</b>	<b>11</b>	<b>12</b>
Social Sciences Department	Faculty	1		1	8		8	9
	Teaching Support Staff				1	2	3	3
	<b>Total</b>	<b>1</b>		<b>1</b>	<b>9</b>	<b>2</b>	<b>11</b>	<b>12</b>
Student Support Section	Teaching Support Staff				1		1	1
	<b>Total</b>	<b>1</b>		<b>1</b>			<b>1</b>	<b>1</b>
Sustainable Development Center	Faculty	1		1				1
	<b>Total</b>	<b>1</b>		<b>1</b>	<b>1</b>		<b>1</b>	<b>1</b>
Vice President for Academic Affairs Office	Faculty				1		1	1
	<b>Total</b>	<b>1</b>		<b>1</b>			<b>1</b>	<b>1</b>
	<b>Total</b>		<b>1</b>	<b>1</b>				<b>1</b>

Faculty and TA by Gender and Nationality		Qatari			Non-Qatari			Total
		M	F	Total	M	F	Total	
Vice President for Research & Graduate Studies Office	Faculty		1	1				1

**Faculty and TA's by Rank**

Faculty and TA's by Rank		Qatari			Non-Qatari			Total
		M	F	Total	M	F	Total	
<b>Total</b>	<b>Rank</b>	<b>41</b>	<b>71</b>	<b>112</b>	<b>247</b>	<b>71</b>	<b>318</b>	<b>430</b>
Algal Technologies Program	<b>Total</b>	<b>1</b>		<b>1</b>				<b>1</b>
	Lecturer	1		<b>1</b>				<b>1</b>
Arabic for Non-Natives Speakers Center	<b>Total</b>		<b>1</b>	<b>1</b>	<b>5</b>	<b>4</b>	<b>9</b>	<b>10</b>
	Associate Professor				1		<b>1</b>	<b>1</b>
	Assistant Professor				2		<b>2</b>	<b>2</b>
	Lecturer				2	3	<b>5</b>	<b>5</b>
	Teaching Assistant		1	<b>1</b>		1	<b>1</b>	<b>2</b>
Arabic Language Department	<b>Total</b>		<b>11</b>	<b>11</b>	<b>30</b>	<b>5</b>	<b>35</b>	<b>46</b>
	Professor		1	<b>1</b>	4		<b>4</b>	<b>5</b>
	Associate Professor		3	<b>3</b>	11	1	<b>12</b>	<b>15</b>
	Assistant Professor		2	<b>2</b>	8	3	<b>11</b>	<b>13</b>
	Lecturer		4	<b>4</b>	7	1	<b>8</b>	<b>12</b>
	Teaching Assistant		1	<b>1</b>				<b>1</b>
Assistant Dean of Arts & Sciences for Student Affairs Office	<b>Total</b>				<b>1</b>		<b>1</b>	<b>1</b>
	Assistant Professor				1		<b>1</b>	<b>1</b>
Associate Dean of Arts & Sciences for Academic Affairs Office	<b>Total</b>				<b>2</b>		<b>2</b>	<b>2</b>
	Associate Professor				1		<b>1</b>	<b>1</b>
	Assistant Professor				1		<b>1</b>	<b>1</b>
Associate Dean of Arts & Sciences for Outreach & Engagement Office	<b>Total</b>	<b>1</b>		<b>1</b>				<b>1</b>
	Assistant Professor	1		<b>1</b>				<b>1</b>
Associate Dean of Arts & Sciences for Planning & Quality Assurance Office	<b>Total</b>				<b>5</b>		<b>5</b>	<b>5</b>
	Associate Professor				1		<b>1</b>	<b>1</b>
	Lecturer				4		<b>4</b>	<b>4</b>
Associate Dean of Arts & Sciences for Research & Graduate Studies Office	<b>Total</b>		<b>1</b>	<b>1</b>				<b>1</b>
	Professor		1	<b>1</b>				<b>1</b>
Associate Vice President for Faculty Affairs Office	<b>Total</b>	<b>1</b>		<b>1</b>				<b>1</b>
	Assistant Professor	1		<b>1</b>				<b>1</b>
Bachelor of Arts in History Program	<b>Total</b>	<b>6</b>	<b>1</b>	<b>7</b>	<b>20</b>	<b>1</b>	<b>21</b>	<b>28</b>
	Professor	2		<b>2</b>	5		<b>5</b>	<b>7</b>
	Associate Professor	2		<b>2</b>	8	1	<b>9</b>	<b>11</b>
	Assistant Professor		1	<b>1</b>	6		<b>6</b>	<b>7</b>
	Lecturer	1		<b>1</b>	1		<b>1</b>	<b>2</b>

Faculty and TA's by Rank		Qatari			Non-Qatari			Total
		M	F	Total	M	F	Total	
	Teaching Assistant	1		1				1
Bachelor of Arts in Social Work Program	<b>Total</b>	<b>1</b>	<b>1</b>	<b>2</b>	<b>5</b>	<b>4</b>	<b>9</b>	<b>11</b>
	Professor				2		2	2
	Associate Professor	1		1				1
	Assistant Professor		1	1		1	1	2
	Lecturer				3	2	5	5
	Teaching Assistant					1	1	1
Bachelor of Arts in Sociology Program	<b>Total</b>	<b>1</b>	<b>4</b>	<b>5</b>	<b>8</b>	<b>2</b>	<b>10</b>	<b>15</b>
	Professor				2		2	2
	Associate Professor				4		4	4
	Assistant Professor	1	2	3		1	1	4
	Lecturer		1	1	2	1	3	4
	Teaching Assistant		1	1				1
Bachelor of Science in Biological Sciences Program	<b>Total</b>		<b>5</b>	<b>5</b>	<b>10</b>	<b>2</b>	<b>12</b>	<b>17</b>
	Professor				3	1	4	4
	Associate Professor		1	1	2		2	3
	Assistant Professor				1		1	1
	Lecturer				1		1	1
	Teaching Assistant		4	4	3	1	4	8
Bachelor of Science in Chemistry Program	<b>Total</b>	<b>2</b>	<b>5</b>	<b>7</b>	<b>17</b>	<b>9</b>	<b>26</b>	<b>33</b>
	Professor		2	2	6		6	8
	Associate Professor	2	2	4	4		4	8
	Assistant Professor				1	1	2	2
	Lecturer				5	1	6	6
	Teaching Assistant		1	1	1	7	8	9
Bachelor of Science in Sport Sciences Program	<b>Total</b>	<b>1</b>		<b>1</b>	<b>10</b>	<b>5</b>	<b>15</b>	<b>16</b>
	Associate Professor				3		3	3
	Assistant Professor				6	3	9	9
	Lecturer	1		1				1
	Teaching Assistant				1	2	3	3
Bachelor of Science in Statistics Program	<b>Total</b>				<b>7</b>		<b>7</b>	<b>7</b>
	Professor				2		2	2
	Associate Professor				2		2	2

Faculty and TA's by Rank		Qatari			Non-Qatari			Total
		M	F	Total	M	F	Total	
	Assistant Professor				2		2	2
	Lecturer				1		1	1
Biological & Environmental Sciences Department	<b>Total</b>	<b>2</b>	<b>1</b>	<b>3</b>	<b>8</b>	<b>2</b>	<b>10</b>	<b>13</b>
	Professor				1		1	1
	Associate Professor	1		1	3		3	4
	Assistant Professor	1	1	2	2	1	3	5
	Lecturer				1		1	1
	Teaching Assistant				1	1	2	2
	<b>Total</b>				<b>1</b>		<b>1</b>	<b>1</b>
Biomedical Program	Associate Professor				1		1	1
	<b>Total</b>				<b>2</b>	<b>1</b>	<b>3</b>	<b>3</b>
Center for Advanced Materials	Associate Professor				1		1	1
	Assistant Professor				1	1	2	2
	<b>Total</b>	<b>1</b>		<b>1</b>				<b>1</b>
Central Labs Section	Assistant Professor	1		1				1
	<b>Total</b>	<b>1</b>		<b>1</b>				<b>1</b>
Chemistry & Earth Sciences Department	Associate Professor	1		1				1
	<b>Total</b>	<b>1</b>		<b>1</b>				<b>1</b>
Chief Strategy & Development Office	Associate Professor	1		1				1
	<b>Total</b>	<b>1</b>		<b>1</b>				<b>1</b>
Dean of College of Arts & Sciences Office	Assistant Professor	1		1				1
	<b>Total</b>	<b>1</b>		<b>1</b>				<b>1</b>
Doctor of Philosophy in Gulf Studies Program	Associate Professor					1	1	1
	<b>Total</b>					<b>1</b>	<b>1</b>	<b>1</b>
English Literature & Linguistics Department	Professor		1	1				1
	Associate Professor				1		1	1
	Assistant Professor		1	1	10	6	16	17
	Lecturer		2	2	3	1	4	6
	Teaching Assistant		3	3				3
	<b>Total</b>	<b>2</b>		<b>2</b>		<b>1</b>	<b>1</b>	<b>3</b>
Environmental Science Center	Professor					1	1	1
	Assistant Professor	2		2				2
Geography Program	<b>Total</b>	<b>4</b>	<b>1</b>	<b>5</b>	<b>3</b>	<b>1</b>	<b>4</b>	<b>9</b>



Faculty and TA's by Rank		Qatari			Non-Qatari			Total
		M	F	Total	M	F	Total	
	Associate Professor	2	1	3				3
	Assistant Professor	1		1	1		1	2
	Lecturer	1		1	2		2	3
	Teaching Assistant					1	1	1
Geology Program	<b>Total</b>	<b>1</b>	<b>2</b>	<b>3</b>				<b>3</b>
	Associate Professor	1		1				1
	Assistant Professor		2	2				2
Graduate Studies	<b>Total</b>				<b>1</b>		<b>1</b>	<b>1</b>
	Associate Professor				1		1	1
Gulf Studies Center	<b>Total</b>				<b>5</b>		<b>5</b>	<b>5</b>
	Professor				1		1	1
	Associate Professor				2		2	2
	Assistant Professor				2		2	2
Health Sciences Department	<b>Total</b>		<b>2</b>	<b>2</b>		<b>1</b>	<b>1</b>	<b>3</b>
	Assistant Professor		1	1				1
	Teaching Assistant		1	1		1	1	2
Honors Program	<b>Total</b>				<b>1</b>		<b>1</b>	<b>1</b>
	Assistant Professor				1		1	1
Human Nutrition Program	<b>Total</b>				<b>1</b>	<b>1</b>	<b>2</b>	<b>2</b>
	Associate Professor				1		1	1
	Teaching Assistant					1	1	1
Humanities & Social Sciences Center	<b>Total</b>		<b>1</b>	<b>1</b>				<b>1</b>
	Associate Professor		1	1				1
Humanities Department	<b>Total</b>	<b>3</b>		<b>3</b>	<b>4</b>	<b>4</b>	<b>8</b>	<b>11</b>
	Professor				2		2	2
	Associate Professor				1	2	3	3
	Assistant Professor	1		1				1
	Lecturer					1	1	1
	Teaching Assistant	2		2	1	1	2	4
International Affairs Department	<b>Total</b>	<b>3</b>	<b>9</b>	<b>12</b>	<b>17</b>	<b>7</b>	<b>24</b>	<b>36</b>
	Professor				3		3	3
	Associate Professor				4	1	5	5

Faculty and TA's by Rank		Qatari			Non-Qatari			Total
		M	F	Total	M	F	Total	
	Assistant Professor				10	3	13	13
	Lecturer		3	3		2	2	5
	Teaching Assistant	3	6	9		1	1	10
Laboratory Animal Research Center	<b>Total</b>		1	1				1
	Assistant Professor		1	1				1
Marine Science Program	<b>Total</b>	3		3	1		1	4
	Associate Professor	1		1				1
	Assistant Professor	2		2	1		1	3
Mass Communication Department	<b>Total</b>	1	7	8	20	5	25	33
	Professor				2		2	2
	Associate Professor				7		7	7
	Assistant Professor				3	2	5	5
	Lecturer		3	3	7	2	9	12
	Teaching Assistant	1	4	5	1	1	2	7
Master of Arts in Gulf Studies Program	<b>Total</b>				1		1	1
	Assistant Professor				1		1	1
Master of Science in Materials Science and Technology Program	<b>Total</b>				2		2	2
	Associate Professor				1		1	1
	Assistant Professor				1		1	1
Mathematics Program	<b>Total</b>	1	3	4	20	3	23	27
	Professor				3		3	3
	Associate Professor		1	1	5		5	6
	Assistant Professor	1	2	3	5		5	8
	Lecturer				5	2	7	7
	Teaching Assistant				2	1	3	3
Mathematics, Statistics & Physics Department	<b>Total</b>	1	1	2	8	2	10	12
	Professor				1		1	1
	Associate Professor	1		1	1		1	2
	Assistant Professor		1	1	1		1	2
	Lecturer				2	1	3	3
	Teaching Assistant				3	1	4	4
Physics Program	<b>Total</b>		6	6	7		7	13
	Professor		1	1				1

Faculty and TA's by Rank		Qatari			Non-Qatari			Total
		M	F	Total	M	F	Total	
	Associate Professor		1	1	3		3	4
	Assistant Professor		2	2	1		1	3
	Lecturer				1		1	1
	Teaching Assistant		2	2	2		2	4
Social & Economic Survey Research Institute	<b>Total</b>					1	1	1
	Associate Professor					1	1	1
Social Sciences Department	<b>Total</b>	1		1	9	2	11	12
	Professor				1		1	1
	Associate Professor	1		1	2		2	3
	Assistant Professor				3		3	3
	Lecturer				2		2	2
	Teaching Assistant				1	2	3	3
Student Support Section	<b>Total</b>				1		1	1
	Teaching Assistant				1		1	1
Sustainable Development Center	<b>Total</b>	1		1				1
	Associate Professor	1		1				1
Vice President for Academic Affairs Office	<b>Total</b>				1		1	1
	Associate Professor				1		1	1
Vice President for Research & Graduate Studies Office	<b>Total</b>		1	1				1
	Professor		1	1				1

**Faculty and TA's by Age Group**

<b>Faculty and TA's by Age Group</b>		<b>Less than 30</b>	<b>30-40</b>	<b>40-50</b>	<b>50-60</b>	<b>60+</b>	<b>Total</b>
<b>Total</b>		<b>39</b>	<b>92</b>	<b>150</b>	<b>107</b>	<b>42</b>	<b>430</b>
Algal Technologies Program	<b>Total</b>		<b>1</b>				<b>1</b>
	Faculty		1				1
Arabic for Non-Natives Speakers Center	<b>Total</b>		<b>3</b>	<b>3</b>	<b>3</b>	<b>1</b>	<b>10</b>
	Faculty		2	3	2	1	8
	Teaching Support Staff		1		1		2
Arabic Language Department	<b>Total</b>	<b>3</b>	<b>6</b>	<b>20</b>	<b>12</b>	<b>5</b>	<b>46</b>
	Faculty	2	6	20	12	5	45
	Teaching Support Staff	1					1
Assistant Dean of Arts & Sciences for Student Affairs Office	<b>Total</b>			<b>1</b>			<b>1</b>
	Faculty			1			1
Associate Dean of Arts & Sciences for Academic Affairs Office	<b>Total</b>			<b>1</b>	<b>1</b>		<b>2</b>
	Faculty			1	1		2
Associate Dean of Arts & Sciences for Outreach & Engagement Office	<b>Total</b>		<b>1</b>				<b>1</b>
	Faculty		1				1
Associate Dean of Arts & Sciences for Planning & Quality Assurance Office	<b>Total</b>		<b>2</b>	<b>1</b>	<b>1</b>	<b>1</b>	<b>5</b>
	Faculty		2	1	1	1	5
Associate Dean of Arts & Sciences for Research & Graduate Studies Office	<b>Total</b>				<b>1</b>		<b>1</b>
	Faculty				1		1
Associate Vice President for Faculty Affairs Office	<b>Total</b>					<b>1</b>	<b>1</b>
	Faculty					1	1
Bachelor of Arts in History Program	<b>Total</b>		<b>5</b>	<b>10</b>	<b>7</b>	<b>6</b>	<b>28</b>
	Faculty		4	10	7	6	27
	Teaching Support Staff		1				1
Bachelor of Arts in Social Work Program	<b>Total</b>		<b>4</b>	<b>2</b>	<b>4</b>	<b>1</b>	<b>11</b>
	Faculty		3	2	4	1	10
	Teaching Support Staff		1				1
Bachelor of Arts in Sociology Program	<b>Total</b>	<b>2</b>	<b>1</b>	<b>5</b>	<b>7</b>		<b>15</b>
	Faculty	1	1	5	7		14
	Teaching Support Staff	1					1
Bachelor of Science in Biological Sciences Program	<b>Total</b>	<b>1</b>	<b>4</b>	<b>4</b>	<b>6</b>	<b>2</b>	<b>17</b>
	Faculty			3	4	2	9
	Teaching Support Staff	1	4	1	2		8
Bachelor of Science in Chemistry Program	<b>Total</b>	<b>2</b>	<b>9</b>	<b>7</b>	<b>10</b>	<b>5</b>	<b>33</b>
	Faculty		5	4	10	5	24
	Teaching Support Staff	2	4	3			9
	<b>Total</b>	<b>1</b>	<b>8</b>	<b>6</b>	<b>1</b>		<b>16</b>

Faculty and TA's by Age Group		Less than 30	30-40	40-50	50-60	60+	Total
Bachelor of Science in Sport Sciences Program	Faculty		6	6	1		13
	Teaching Support Staff	1	2				3
Bachelor of Science in Statistics Program	<b>Total</b>			4	3		7
	Faculty			4	3		7
Biological & Environmental Sciences Department	<b>Total</b>		2	7	4		13
	Faculty		1	6	4		11
	Teaching Support Staff		1	1			2
Biomedical Program	<b>Total</b>				1		1
	Faculty				1		1
Center for Advanced Materials	<b>Total</b>		1	2			3
	Faculty		1	2			3
Central Labs Section	<b>Total</b>				1		1
	Faculty				1		1
Chemistry & Earth Sciences Department	<b>Total</b>			1			1
	Faculty			1			1
Chief Strategy & Development Office	<b>Total</b>					1	1
	Faculty					1	1
Dean of College of Arts & Sciences Office	<b>Total</b>			1			1
	Faculty			1			1
Doctor of Philosophy in Gulf Studies Program	<b>Total</b>			1			1
	Faculty			1			1
English Literature & Linguistics Department	<b>Total</b>	7	8	8	2	3	28
	Faculty	4	8	8	2	3	25
	Teaching Support Staff	3					3
Environmental Science Center	<b>Total</b>			1	1	1	3
	Faculty			1	1	1	3
Geography Program	<b>Total</b>		2	3	1	3	9
	Faculty		1	3	1	3	8
	Teaching Support Staff		1				1
Geology Program	<b>Total</b>				2	1	3
	Faculty				2	1	3
Graduate Studies	<b>Total</b>			1			1
	Faculty			1			1
Gulf Studies Center	<b>Total</b>		1	2	1	1	5
	Faculty		1	2	1	1	5
Health Sciences Department	<b>Total</b>	1	2				3
	Faculty	1					1
	Teaching Support Staff		2				2
Honors Program	<b>Total</b>				1		1
	Faculty				1		1
Human Nutrition Program	<b>Total</b>		1		1		2
	Faculty				1		1
	Teaching Support Staff		1				1
	<b>Total</b>				1		1

Faculty and TA's by Age Group		Less than 30	30-40	40-50	50-60	60+	Total
Humanities & Social Sciences Center	Faculty				1		1
Humanities Department	<b>Total</b>	<b>1</b>	<b>2</b>	<b>6</b>	<b>2</b>		<b>11</b>
	Faculty			5	2		7
International Affairs Department	Teaching Support Staff	1	2	1			4
	<b>Total</b>	<b>13</b>	<b>4</b>	<b>9</b>	<b>8</b>	<b>2</b>	<b>36</b>
Laboratory Animal Research Center	Faculty	4	3	9	8	2	26
	Teaching Support Staff	9	1				10
Marine Science Program	<b>Total</b>				<b>1</b>		<b>1</b>
	Faculty				1		1
Mass Communication Department	<b>Total</b>			<b>2</b>	<b>1</b>	<b>1</b>	<b>4</b>
	Faculty			2	1	1	4
Master of Arts in Gulf Studies Program	<b>Total</b>	<b>4</b>	<b>8</b>	<b>10</b>	<b>7</b>	<b>4</b>	<b>33</b>
	Faculty		6	9	7	4	26
	Teaching Support Staff	4	2	1			7
Master of Science in Materials Science and Technology Program	<b>Total</b>		<b>1</b>				<b>1</b>
	Faculty		1				1
Mathematics Program	<b>Total</b>			<b>2</b>			<b>2</b>
	Faculty			2			2
	Teaching Support Staff	<b>1</b>	<b>5</b>	<b>13</b>	<b>7</b>	<b>1</b>	<b>27</b>
Mathematics, Statistics & Physics Department	Faculty		3	13	7	1	24
	Teaching Support Staff	1	2				3
	<b>Total</b>	<b>2</b>	<b>5</b>	<b>3</b>	<b>2</b>		<b>12</b>
Physics Program	Faculty		3	3	2		8
	Teaching Support Staff	2	2				4
	<b>Total</b>		<b>2</b>	<b>7</b>	<b>3</b>	<b>1</b>	<b>13</b>
Social & Economic Survey Research Institute	Faculty			5	3	1	9
	Teaching Support Staff		2	2			4
	<b>Total</b>			<b>1</b>			<b>1</b>
Social Sciences Department	Faculty			1			1
	Teaching Support Staff	<b>1</b>	<b>4</b>	<b>4</b>	<b>2</b>	<b>1</b>	<b>12</b>
	Faculty		3	3	2	1	9
Student Support Section	Teaching Support Staff	1	1	1			3
	<b>Total</b>			<b>1</b>			<b>1</b>
Sustainable Development Center	Teaching Support Staff			1			1
	<b>Total</b>				<b>1</b>		<b>1</b>
Vice President for Academic Affairs Office	Faculty				1		1
	<b>Total</b>				<b>1</b>		<b>1</b>
Vice President for Research & Graduate Studies Office	Faculty			1			1
	<b>Total</b>			<b>1</b>			<b>1</b>

Number of Full Time Faculty and Full Time Instructional Faculty										
	2013-14			2014-15			2015-16			2016-17
	Fall 2013	Spring 2014	Summer 2014	Fall 2014	Spring 2015	Summer 2015	Fall 2015	Spring 2016	Summer 2016	Fall 2016
Total Faculty	297	297	297	356	356	356	373	373	325	359
Total Instructional Faculty	250	252	23	295	300	27	337	332	35	322
% of Instructional Faculty	84%	85%	8%	83%	84%	8%	90%	89%	11%	90%

Average Faculty Load by Faculty Category						
	Fall 2015		Spring 2016		Fall 2016	
	Total Instructional Faculty	Average Faculty Load	Total Instructional Faculty	Average Faculty Load	Total Instructional Faculty	Average Faculty Load
Prof. Associate Prof. Assistant Prof.	267	8.2	263	7.9	255	8.4
Lecturer	70	16.5	69	17.2	67	16.6

% of Full Time Faculty with Full Instructional Load or More Per Semester (9 for Professors, and 18 for Lecturers)						
	Fall 2015		Spring 2016		Fall 2016	
	Total Instructional Faculty	% of Faculty with Full load	Total Instructional Faculty	% of Faculty with Full load	Total Instructional Faculty	% of Faculty with Full load
Lecturer	70	50%	69	59%	67	51%
Prof. Associate Prof. Assistant Prof.	267	49%	263	45%	255	65%
<b>Total</b>	<b>337</b>	<b>50%</b>	<b>332</b>	<b>48%</b>	<b>322</b>	<b>62%</b>

### Faculty Turnover

Faculty Turnover as of HR				
		FT Faculty Headcount as OIPD census -begin of year-2015	Left as of 30-Jul2016	% Left QU
<b>Total</b>		<b>354</b>	<b>29</b>	<b>8%</b>
College of Arts and Sciences	<b>Total</b>	<b>354</b>	<b>29</b>	<b>8%</b>
	Qatari	69	3	4%
	Non-Qatari	285	26	9%

### Faculty contribution to QNRF

On the other side, the college faced an abrupt decrease in the number of awarded external grants submitted through Qatar National Research Fund (QNRF). Many factors contributed to this decrease which will be outlined in the last section of this report.

For NPRP 9th cycle, the college was able to secure a total of 6 projects with a success rate of 12.77% compared to 16 projects awarded last NPRP 8th cycle with a success rate of 12.60%. These figures show a steady percentage of projects awarded which compares to the number of projects submitted by the college in each cycle.

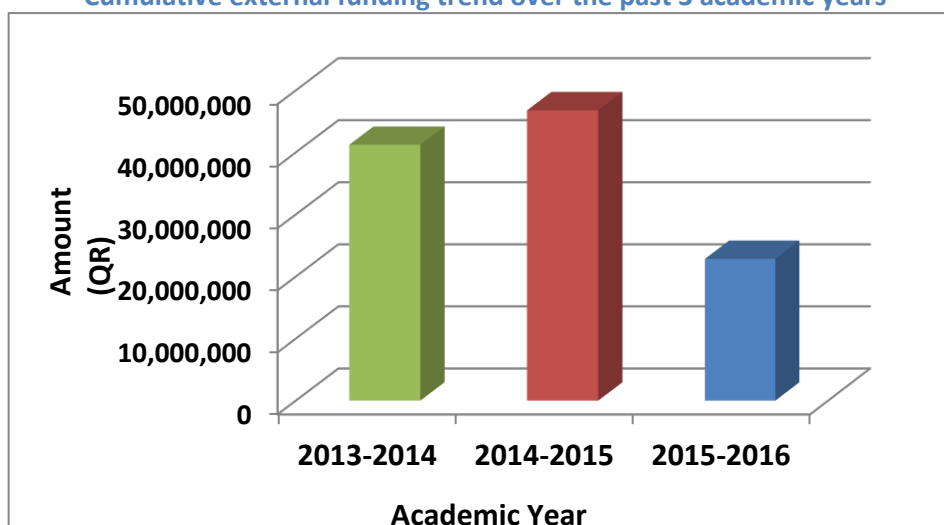
A total of 15 UREP grants were funded this academic year for a total of QR 2,381,848 compared to 12 projects last academic year. This represents a 56% increase in the funding amount. UREP category is usually not predictable and fluctuates as it depends on student contribution and activity. Future measures can be implemented to increase chances for funding by encouraging undergraduate students to apply or making it part of the requirements towards graduation.

Additionally, industries were affected by the financial situation and seem to have implemented a cut on funding. Only 2 projects received funding from external sources other than QNRF with a total award amount of QR 1,114,514, compared to 5 projects last academic year.

Overall, the cumulative external grant funding has dropped drastically in 2015-2016 as shown in tables below:

Breakdown of external grant funding during AY 2015-2016		
Grant Type	Number	Amount
National Priorities Research Program (NPRP)- 9 <sup>th</sup> cycle	6	QR 19,344,025
Undergraduate Research Experience Program (UREP)- 17 <sup>th</sup> & 18 <sup>th</sup> cycles	15	QR 2,381,848
Other External (Non QNRF)	2	QR 1,114,514
<b>TOTAL</b>	<b>25</b>	<b>QR 27,268,351</b>

Cumulative external funding trend over the past 3 academic years





### Breakdown of projects awarded under the 4 major grants categories for AY 2015-2016

Department	NPRP (cycle 9)	UREP (cycles 17 & 18)	University (1 cycle)	Student (2 cycles)	TOTAL
Biological & Environmental Sciences	1	5	6	40	52
Chemistry & Earth Sciences	-	1	2	8	11
Social Sciences	-	-	-	-	0
Health Sciences	1	5	4	9*	19
Mass Communications	-	-	-	1	1
English Language & Linguistics	-	1	-	1	2
Humanities	1	1	1	3	6
International Affairs	1	-	4	3	8
Math, Statistics & Physics	1	1	3	2	7
Arabic Language	-	-	3	-	3
Material Sciences & Technology Program	1	-	1	10	12
Sports Science Program	-	1	2	7	10
Gulf Studies Program/ Center	-	-	1	5	6
Center for Sustainable Development	-	-	1	-	1
Center for Humanities & Social Sciences	-	-	1	1	2
Arabic for Non-Native Speakers Center	-	-	-	-	0
<b>Number of projects</b>	<b>6</b>	<b>15</b>	<b>29</b>	<b>90</b>	<b>140</b>
<b>Amount (QR)</b>	<b>19,344,025</b>	<b>2,381,848</b>	<b>3,045,752</b>	<b>952,212</b>	<b>25,723,837</b>
<b>Number of students</b>	<b>-</b>	<b>66</b>	<b>-</b>	<b>132</b>	<b>198</b>

\* Student Grants (cycle 2) not included, processed separately under Health College.

### Number of research by type in Book, book chapter, conference proceeding and journal article (only accepted for publication and published status is counted)

Department – Year 2015	Type	Accepted	Published
Arabic for Non-Natives Center	Conference Proceeding		2
	Journal Article	1	2
Arabic Language Department	Book	1	11
	Book Chapter	3	9
	Conference Proceeding		4
	Journal Article	19	25
Associate Dean of Arts & Sciences for Academic Affairs Office	Journal Article		10
Associate Dean of Arts & Sciences for Planning & Quality Assurance Office	Book Chapter	1	
Associate Dean of Arts & Sciences for Research & Graduate Studies Office	Book Chapter	1	3
	Conference Proceeding		3
	Journal Article		11
Associate Vice President for Research Operations Office	Conference Proceeding		2
	Journal Article		2
Biological & Environmental Sciences Department	Book Chapter	1	4
	Conference Proceeding		18
	Journal Article	11	53
Chemistry & Earth Sciences Department	Book		3
	Book Chapter	1	2
	Conference Proceeding		2

Department – Year 2015	Type	Accepted	Published
	Journal Article	3	45
Department of English Literature and Linguistics	Book		1
Department of Mathematics, Statistics and Physics	Journal Article		1
English Literature & Linguistics Department	Book	1	2
	Book Chapter	1	6
	Conference Proceeding	1	
	Journal Article	3	15
Gulf Studies Center	Book	1	1
	Book Chapter	1	2
	Journal Article		1
Health Sciences Department	Book		2
	Conference Proceeding		6
	Journal Article	2	63
Humanities & Social Sciences Center	Book Chapter		2
	Journal Article		1
Humanities Department	Book	2	5
	Book Chapter	5	3
	Conference Proceeding		1
	Journal Article	7	18
International Affairs Department	Book	1	1
	Book Chapter	8	4
	Conference Proceeding	1	
	Journal Article	4	31
Mass Communication Department	Book	4	1
	Book Chapter	2	3
	Conference Proceeding	4	2
	Journal Article	4	11
Master of Art in Gulf Studies Program	Book	1	
Master of Science in Materials Science and Technology Program	Conference Proceeding		1
	Journal Article	1	20
Mathematics, Statistics & Physics Department	Book		1
	Book Chapter		4
	Conference Proceeding	1	15
	Journal Article	6	66
Social Science Department	Book	1	
	Book Chapter	1	2
	Journal Article	5	18
Sports Science Program	Book		2
	Book Chapter		17
	Conference Proceeding	2	5
	Journal Article	6	27