



جامعة قطر  
QATAR UNIVERSITY



مركز دعم تعلم الطلاب

## Student Learning Support Center Online Services

Dear Student,

SLSC introduces a package of online services that aim at enhancing QU students' academic and language skills.

**Registration Phase:** To add the online services to your main page on the Blackboard system, please follow the steps below (**for one time only**). Please use a computer because the mobile phone might not support this service:

1. Follow the [registration link](#) for the SLSC online services
2. Use your user name and password to access Blackboard System

جامعة قطر  
QATAR UNIVERSITY

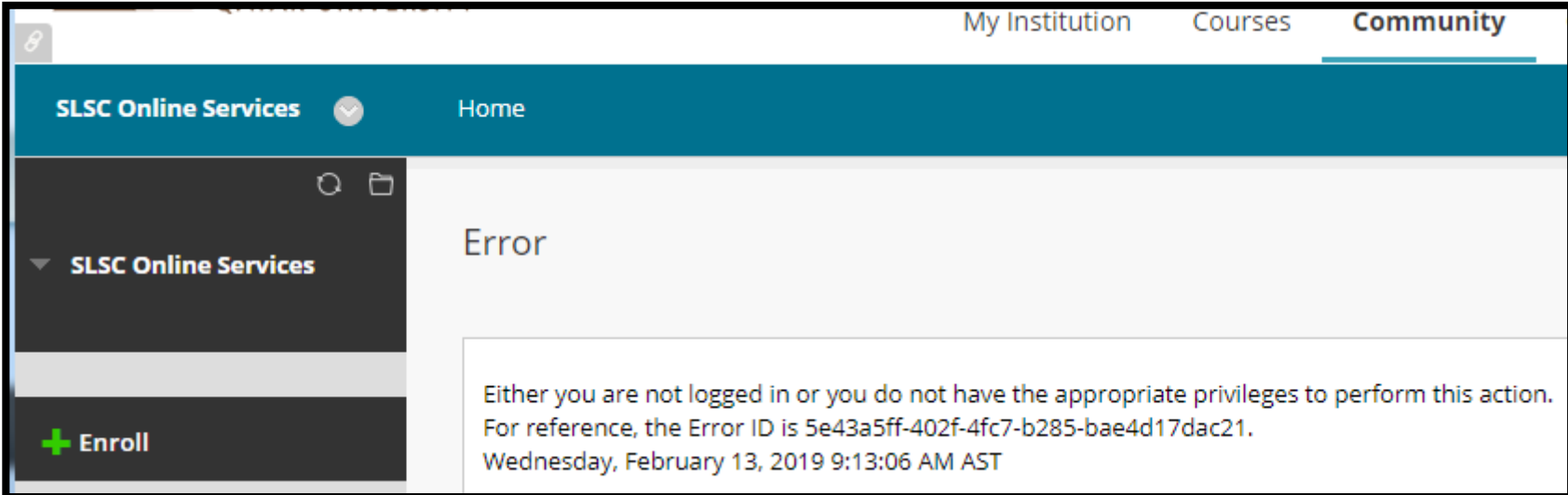
# Blackboard learn<sup>+</sup>

USERNAME:

PASSWORD:

Login

### 3. Press the “ Enroll” button



The screenshot shows a web application interface with a teal header. The header contains the text "SLSC Online Services" with a dropdown arrow, and "Home". To the right of the header are navigation links: "My Institution", "Courses", and "Community". Below the header is a dark sidebar with a "SLSC Online Services" dropdown menu and a green "+ Enroll" button. A blue arrow points to the "Enroll" button. The main content area displays an "Error" message: "Either you are not logged in or you do not have the appropriate privileges to perform this action. For reference, the Error ID is 5e43a5ff-402f-4fc7-b285-bae4d17dac21. Wednesday, February 13, 2019 9:13:06 AM AST".

4. Press the "submit" button to register for the service

## Self Enrollment

---

**ENROLL IN ORGANIZATION: SLSC ONLINE SERVICES**

Instructor:  
BB Test Admin, Maisaa Salameh, Yasser Hussein, Zadjia Zahi, Somia Salih, Emad Elqaryouti

Description:

Categories:

Education: Higher Education

*Click **Submit** to proceed.*

Cancel Submit



5. You will see the below message as a confirmation for your registration. Press the “OK” button at the bottom of the screen to access the service

Self Enrollment

---


**Action Successful:**Success: Enrollment in **SLSC Online Services** as **(QU ID)** processed.  
Click **OK** to continue.  
Wednesday, February 13, 2019 9:47:23 AM AST

← OK



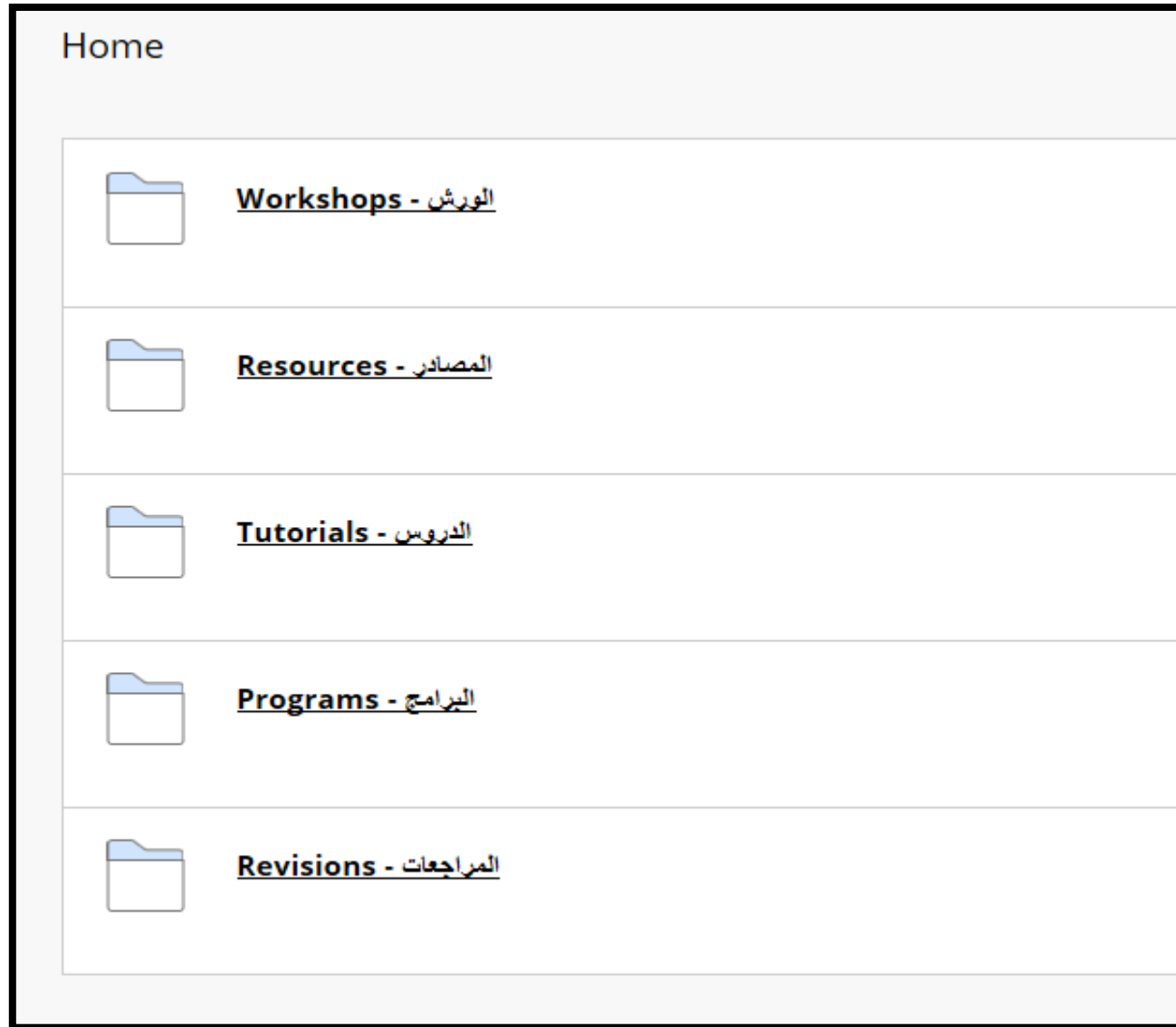
**Access Phase:** To access the service, please follow the steps below:

1. Follow the [access link](#) for the SLSC online services
2. Use your user name and password to access Blackboard System



The screenshot shows the Blackboard Learn login interface. At the top left, there is the Qatar University logo with the text 'جامعة قطر' and 'QATAR UNIVERSITY'. The main heading is 'Blackboard learn+' in a large, bold font. Below the heading, there are two input fields: 'USERNAME:' followed by a text box, and 'PASSWORD:' followed by a text box. At the bottom, there is a blue 'Login' button.

3. To start, press the service of your choice



4. For online workshops, [click here](#)
5. For online resources, [click here](#)
6. For online tutorials, [click here](#)
7. For online programs, [click here](#)
8. For online revisions, [click here](#)
9. For online discussion board, [click here](#)